



**AND INTERNATIONAL PUBLISHERS N.V.  
ANNUAL REPORT 2017**



**AND INTERNATIONAL PUBLISHERS N.V.**  
**ANNUAL REPORT 2017**

# CONTENTS

<b>Profile, mission and strategy</b> .....	<b>5</b>
<b>Key figures</b> .....	<b>6</b>
<b>Information about the AND share</b> .....	<b>7</b>
<b>Management Board and Supervisory Board</b> .....	<b>8</b>
<b>Preface by the Management Board</b> .....	<b>9</b>
<b>Report of the Supervisory Board</b> .....	<b>10</b>
<b>Report of the Management Board</b> .....	<b>11</b>
<b>Management declaration</b> .....	<b>15</b>
<b>Corporate Governance</b> .....	<b>16</b>
<b>Financial statements 2017</b> .....	<b>21</b>
<b>Addresses</b> .....	<b>51</b>

## Profile, mission and strategy

### Profile

AND manufactures and supplies digital maps that are used for location-based services throughout the whole world for various applications.

AND has three offices with in total more than 100 employees. The head office is located in Capelle aan den IJssel. In addition there is a production facility in India and a sales office in Washington DC (US). The main activities in the Netherlands include:

- the purchasing of geographical sources for the production of digital maps;
- research and development of production tools for the production in India, as well as innovation in the field of improving the production process;
- guaranteeing the quality of the digital maps by the quality department;
- sales of digital maps from the database with world coverage.

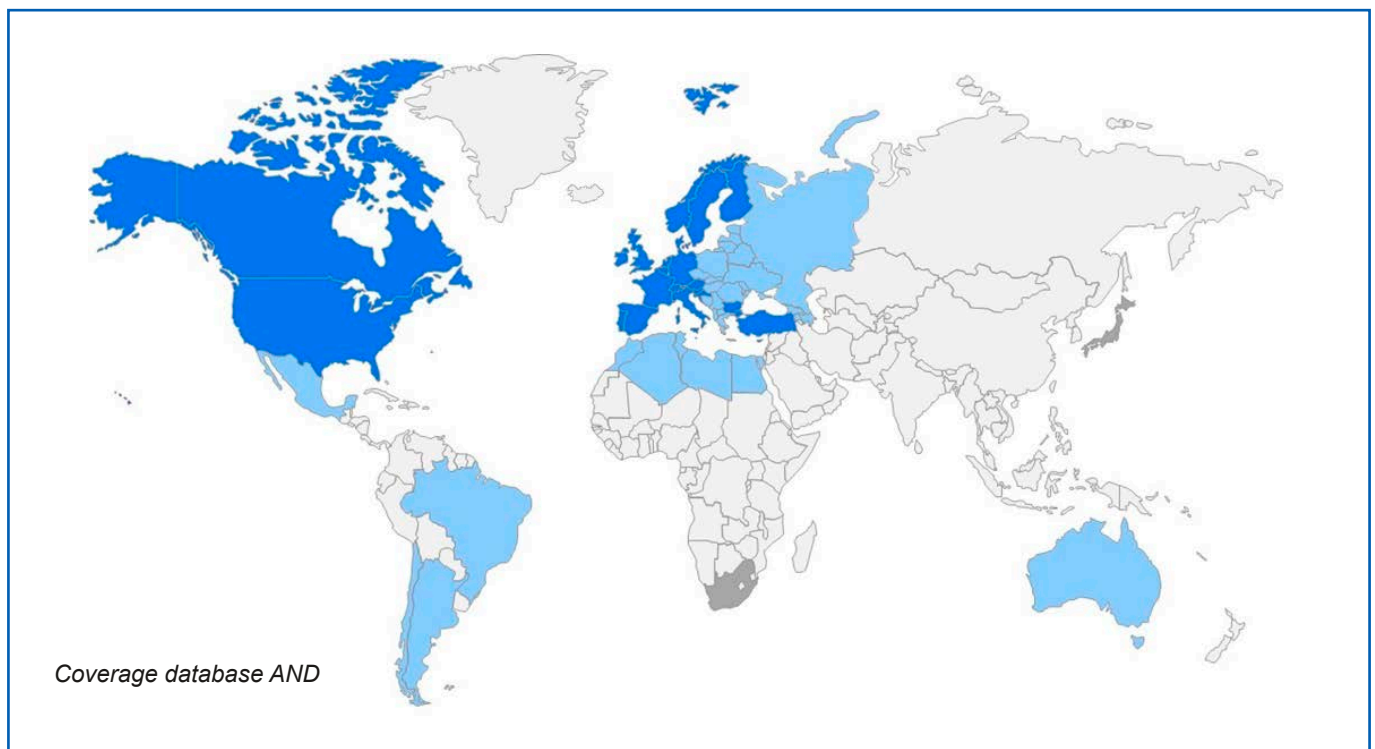
The production facility in India is responsible for producing digital maps. In recent years AND has built a database that has now achieved worldwide coverage with Western Europe and North America at navigation level. AND's digital maps are used in smartphones, vehicle satnavs, internet-based mapping, fleet management and other applications.

AND also aims to increase its added value by offering its maps and data as custom-tailored services. Central to this is the addition of location-intelligence, with the goal of improving company processes through the use of location technologies and big geodata. A good sample is AND's MapFusion product, consisting of innovative technology around the use of big data coming from car sensors.

### Mission and strategy

As an independent player AND focuses on the creation of long-term value for its shareholders through the provision of digital maps for location-based services. AND aims to achieve this by:

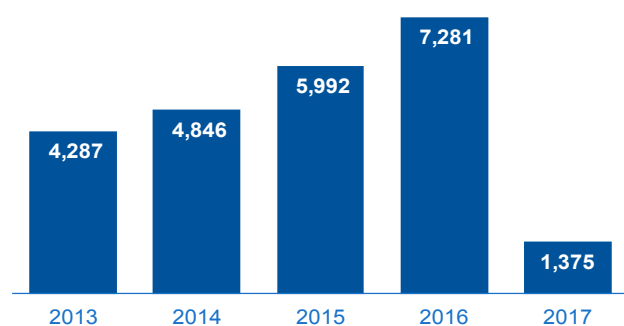
- cost-efficient production;
- flexibility in the type of use and time of the map;
- favorable (competitive) pricing;
- offering custom-tailored solutions;
- focusing on technology and innovation



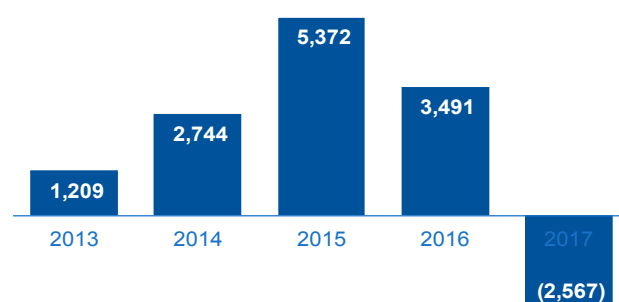
## Key figures

in thousands of euros, unless stated otherwise	2017	2016	2015	2014	2013
<b>Results</b>					
Revenue	1,375	7,281	5,992	4,846	4,287
Operating result excl. impairment	(2,567)	3,491	2,872	2,744	1,209
Impairment (write off) / Reversal	(1,231)	-	2,500	-	-
Operating result incl. impairment	(3,798)	3,491	5,372	2,744	1,209
Net (loss) profit	(2,846)	2,780	5,087	2,563	1,234
<b>Capital</b>					
Shareholders' equity and liabilities	18,012	21,727	20,254	16,032	13,382
Shareholders' equity	16,880	20,339	18,111	12,987	10,731
Solvency (as % of balance sheet total)	94%	94%	89%	81%	80%
<b>Data per share</b>					
Average number of outstanding shares	3,727,137	3,727,137	3,727,137	3,727,137	3,727,137
Shareholders' equity	4.78	5.46	4.86	3.48	2.88
Lowest share price	6.03	7.40	2.85	2.56	1.39
Highest share price	10.49	10.90	8.94	3.93	3.20
Closing share price	6.69	8.79	8.35	3.00	3.20
Market capitalisation	24.935	32.762	31,122	11,181	11,927
<b>Personnel</b>					
Average number of fulltime employees (fte's)	102	95	89	80	77

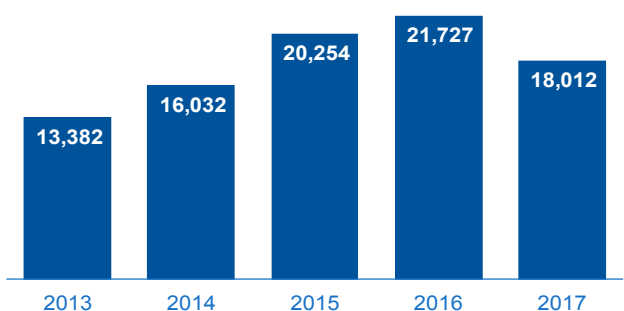
Revenue



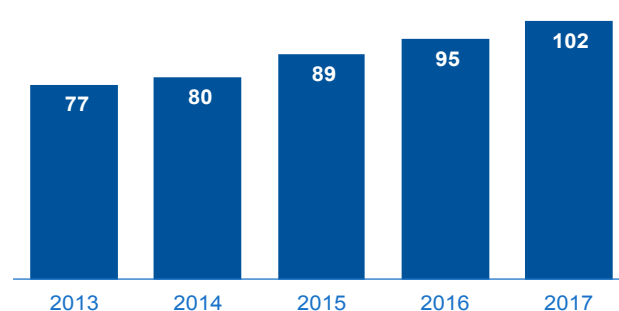
Operating result excl one-off impairment reversal



Shareholders' equity



FTE



## Information about the AND share

### Stock exchange listing

AND International Publishers N.V. was established on 18 March 1998 and has been listed on NYSE Euronext Amsterdam since 15 May 1998 (symbol: AND, ISIN-code: NL0000430106).

### Capital and shares

The authorized capital of AND amounts to a total of €13,875,000 and is divided into 18,500,000 ordinary shares of €0.75 each. As of 31 December 2017, a total of 3,727,173 shares had been issued and paid up.

### Notification substantial holdings

According to the Financial Supervision Act (Wft) on substantial holdings, shareholders are required to disclose their holdings if it represents 5% or more of the issued shares of the capital of a listed company. The following interests of more than 5% are known (as of 31 December 2017):

Parkland NV (through Roosland Beheer BV)	34,47%	21 December 2011
QuaeroQ cvba	12,72%	7 January 2014
Gijs van Lookeren Campagne	5,00%	20 August 2012

### Share price movements

In 2017 the price of the AND share decreased by 24% to €6,69 per share. During the reporting year 2017 a total of 8,832 transactions (2016: 11,106) in the AND share were executed. A total of 1,827,466 shares (2016: 2,103,153) were traded for a total value of €15.1 million (2016: €19.9 million).

### Dividend policy

AND is a active company in a dynamic sector. Since the company tries in principle to finance its growth out of its own resources, it takes account of various factors in setting the dividend, such as growth opportunities, investments, cash needs, financial position and shareholders' interests in the medium term. Dividend distributions are discussed each year by the Management Board and the Supervisory Board.

Given the results for 2017, AND will be putting a resolution before the General Meeting of Shareholders proposing not to pay a cash dividend for the 2017 financial year.

### Investor relations

AND values good communication with investors and analysts very highly as it enables them to make a good and realistic estimation of the potential value of the AND share.

### Regulation to prevent insider trading

AND has drawn up regulations for employees and other insiders regarding the ownership of and transactions in financial instruments issued by AND. Employees and advisors who are considered by AND as insider, are, by the signing of a statement, bound to comply with the regulations. The Management Board and the Supervisory Board have also complied with the provisions of Market Abuse Regulation, the rules for the notification of voting rights, capital, control and capital holdings in issuing institutions. The Authority for the Financial Markets (AFM) monitors compliance with these regulations.

### Financial Calendar

16 May	Annual General Meeting of Shareholders
17 August	Half-yearly results for 2018

share price trend



## Management Board and Supervisory Board



### **Mr. H.F. van der Linde, (1965), CEO**

Dutch nationality.  
Appointed as CEO on 15 May 2012.  
Current terms ends 15 May 2020.

Ancillary positions:  
Board member Stichting Mapcode Foundation



### **Mr. C.S.M. Molenaar, (1947), chairman**

Dutch nationality.  
Appointed as supervisory director 7 July 2017.  
Current terms ends on 7 July 2021.

Ancillary positions:  
Advisory Board Member Tradewind Equity Fund  
Member Supervisory Board Dutch Kempen (Dutch Investment Funds)



### **Mr. M.S. Douma, (1980)**

Dutch nationality.  
Appointed as supervisory director on 15 May 2012.  
Current term ends on 15 May 2020.

Ancillary positions:  
Investment Director Indofin Group



### **Mr. B.J. Glick, (1953)**

American nationality  
Appointed as supervisory director on 10 October 2016.  
Current terms ends on 10 October 2020.

Ancillary positions:  
President, PTV America Inc, Member of the Board of directors, Location Inc.,  
Advisory Board Member Vagabond Vending Inc.,  
Partner Carillon Ventures LLC, GeoCodex LLC, Spatial Justice Resources Inc



### **Mr. S. Fernback, (1963)**

British nationality  
Appointed as supervisory director on 7 July 2017.  
Current terms ends on 7 July 2021.

Ancillary positions:  
CEO, Digital Marine Solutions AS



## Preface by the Management Board

Dear shareholders and other stakeholders,

We look back at 2017 with mixed feelings. AND's current business is still depending on large and one-off deals. The delayed execution of such deals in this period caused disappointing revenue and result. The dependency on large one-off deals has been an ongoing concern for AND, as noted in the risks and uncertainties paragraph. Based on these disappointing results in 2017 we decided to lower our forecasts and as a result incurred an additional impairment loss.

We do have ongoing discussions with multiple potential clients on deals that would be financially attractive to AND. We must grow other parts of our business to decrease our relative dependence on these one-off transactions. Thanks to our prudent financial policy, which we intend to continue, our finances remain solid.

For example: we are glad to have announced the development of an exciting product MapFusion in collaboration with Continental, a leading Tier 1 automotive supplier. We presented MapFusion in September 2017 during the IAA, the largest automotive show in the world. Shortly thereafter, we organized a Capital Markets Day to present the product and the strategy around it to the shareholders, investors and the press. The news did not go unnoticed and AND currently conducts talks with various larger automotive companies to attract new partnerships, collaborations and customers.

MapFusion is a new innovative technology whereby maps are enriched and updated based on data from car sensors. Following the industry trend of more and more vehicles getting connected, we see significant business opportunities to address the opportunities in the area of digital mapping. Map and location-based use cases are innovation drivers for vehicle related services in the areas of safety, eco-efficiency and comfort as well as automated driving. The conventional way of creating maps doesn't fulfill the requirements of these modern functions and systems any more. Hence, AND develops MapFusion technology to improve, update and enrich their existing maps. The value-add is generated by having more frequent map updates, as well as by adding further attributes to AND's core maps. Also AND believes that in the future MapFusion technology will disrupt the current business model in the mapping industry in favor of technology and innovation focused companies like AND.

AND also continued to further develop other new innovative technologies and products in 2017. For example, AND introduced a unique database of detailed postal code areas of the United States. Also AND built and released a High Definition Autonomous Vehicle Map of Schiedam, an extremely detailed and accurate map supporting advanced driving and autonomous driving.

We are positive that this and other strategic opportunities have enormous potential to bring AND to the next level. AND has a position where on the one hand we are one of a few that own proprietary worldwide digital maps, and on the other hand these digital maps are of increasing strategic importance for many types of businesses. Our focus on technology and innovation is to prepare AND for future market, business and technology developments.

I am excited with the appointment of Sean Fernback and Kees Molenaar as supervisory board members. They will bring in a wealth of knowledge, network and experience in the mapping industry as well as covering compliance aspects.

I would like to express my gratitude once again towards our employees for their commitment and their excellent work.

Lastly I would like to thank Rob Westerhof, who has resigned at the end of his term, after 8 years as member of AND's Supervisory Board, for his valuable, passionate and expert involvement at AND.

Hugo van der Linde

CEO

## Report of the Supervisory Board

We hereby present to the shareholders the financial statements for 2017 prepared by the Management Board for adoption by the general meeting of shareholders. These financial statements have been audited and given an unqualified report by the external auditors Mazars Paardekooper Hoffman Accountants N.V. ('Mazars'). The financial statements were discussed by us with the Management Board in the presence of Mazars. We invite shareholders to adopt the financial statements as they stand.

In the Supervisory Board meeting of May 24, 2017 was decided to nominate 2 extra Supervisory Board members: Mr. Fernback and Mr. Molenaar. Both boardmembers have extensive international experience within the field of AND and (international) financial matters. Mr. Westerhof resigned as Supervisory Board member as of December 30, 2017. We thank Mr. Westerhof for his input and advice during his period (8 years) as member of the Supervisory Board. Mr. Molenaar was appointed as chairman of the Board. Currently the Supervisory Board consists of four members.

During the financial year 6 supervisory board meetings and one shareholders meetings were held. Topics discussed include strategy, finance, risk management, regulatory requirements, commerce, technological and market developments. The Supervisory Board also considered its own performance as well as that of the Management Board. The Supervisory Board has decided to appoint Grant Thornton as the new auditor for the financial year 2018.

Particular attention has been devoted to discussions on partnerships given all developments in much global markets, standardization trends and technological developments.

Also AND's dependency on large one-off deals have been an important topic. AND's revenue and result in 2017 have been disappointing and were caused by AND's dependency on large and one-off deals. Based on these disappointing results in 2017 we agreed to lower the forecasts of AND based on its current database, resulting in a corresponding impairment loss. Nevertheless, during 2017 the company has further developed itself and has given its activities an increasingly broader character based on its existing and emerging products and services. On this basis the Supervisory Board is confident about future prospects of the company.

Mr. Glick, Mr. Fernback and Mr. Molenaar are independent of AND in accordance with the Dutch Corporate Governance Code (Principle 2.1.8). Mr. Douma is working for one of the large shareholders of AND (Indofin Group through Parkland NV) and for that reason not independent.

For 2017 the Supervisory Board has not exercised its power to revise or recover bonuses.

Rotterdam, 22 March 2018

Supervisory Board  
C.S.M. Molenaar  
M.S. Douma  
S.P. Fernback  
B.J. Glick

## Report of the Management Board

### General Developments

In January AND announced the release of their ZIP+4 Code Boundaries for the USA. This release includes polygons for the entire United States of America. This product is unique and provides input to many user cases. The AND ZIP+4 Code Boundaries can be easily used with common existing Geographic Information System (GIS) such as ESRI's ArcGIS, MapInfo or QGIS. The AND ZIP+4 Code Boundaries represent a boundary file that defines each unique ZIP+4 code area in the United States. Using proprietary algorithms, AND has expanded the ZIP+4 code into boundaries and polygons, adding a new level of utility and granularity to ZIP code data for marketing, planning and analysis.

End of May 2017 AND announced to extend the Supervisory Board temporarily from three to five members. At the extraordinary meeting of shareholders of 7 July Sean Fernback and Kees Molenaar have been appointed for a term of 4 years. Sean Fernback has more than 10 years' executive experience in the mapping, location technology and navigation industry including both Consumer and Automotive sectors. During 2006 – 2013 he has worked for TomTom as Vice President Hardware Engineering and Senior Vice President Engineering & Product Development. In 2014 he joined HERE as Senior Vice President Consumer and was appointed interim CEO in 2015. He led the divestiture of HERE, which was subsequently acquired by BMW, Daimler and Audi in December 2015. Sean is currently CEO of Digital Marine Solutions AS.

Kees Molenaar has broad experience with Dutch listed companies, mainly from an investment perspective and is familiar with the related governance practices. In the period 2013 – 2014 he has been active as a supervisory board member at HES Beheer, then a public company listed at Euronext Amsterdam and subsequently as CEO. In addition to HES Beheer, Kees has held different advisory and board positions for Delta Lloyd Investment funds, ING Barings, Kempen & Co. and Asterix Europe Fund. Kees is currently member of the Supervisory Board of Kempen investment fund and Tradewind equity fund.



Rob Westerhof decided earlier that this would be his last term and stopped as a member of the Supervisory board at the end of his last term, on 30 December 2017. The Supervisory Board was hereby reduced from five to four members. He served eight years as a member of the Supervisory Board of AND. The Executive Board is very grateful for his valuable, passionate and expert involvement at AND.

End of May AND announced the availability of High Definition (HD) Autonomous Vehicle Maps of Schiedam, the Netherlands for all road classes. This highly accurate model of the road enables manoeuvre planning and localisation which is critical for advanced driving applications (ADAS) and autonomous driving. The HD Map provides a highly accurate and realistic representation of the road. The HD Map includes features such as driving lanes, emergency lanes, parking areas, crossings, intersection areas, intersections lanes, lane markings and traffic signs with an absolute accuracy of 15 cm and relative accuracy of 5 cm.

The Localisation Map is aligned with the HD Map and includes landmarks such as traffic signs, public lighting, lane markings, guard rails, gantries and wells to accurately determine the location of the vehicle.

The HD Maps and Localisation Maps have been created using various sources, including 360-degree panoramic street level imagery captured by CycloMedia and their geodata sets like road markings and side of the road geometry. The images are geometrically correct with high position accuracy, captured while driving in the normal flow of traffic at a 5m image interval. CycloMedia uses a mix of patent-protected and patent-pending data and software to capture imagery and create geodata sets. AND aims to create and update the HD Maps and Localisation Maps from sensors and cameras in the consumer cars.

In September 2017 AND announced the development of an exciting product MapFusion in collaboration with Continental, a leading Tier 1 automotive supplier. We presented MapFusion in September 2017 during the IAA, the largest automotive shows in the world. The news did not go unnoticed and AND currently conducts talks with various larger automotive companies to attract new partnerships, collaborations and customers. Shortly thereafter, MapFusion was presented during the EQUIP Auto in Paris. AND also organized a Capital Markets Day to present MapFusion and the strategy around it to the shareholders, investors and the press.

MapFusion is a new innovative technology whereby maps are enriched and updated based on data from car sensors. Following the industry trend of more and more vehicles getting connected, we see significant business opportunities to address the opportunities in the area of digital mapping. Map and location-based use cases are innovation drivers for vehicle related services in the areas of safety, eco-efficiency and comfort as well as automated driving. The conventional way of creating maps doesn't fulfill the requirements of these modern functions and systems any more.

Hence, AND develops MapFusion technology to improve,

update and enrich their existing maps. The value-add is generated by having more frequent map updates, as well as by adding further attributes to AND's core maps. Also AND believes that in the future MapFusion technology will disrupt the current business model in the mapping industry in favor of technology and innovation focused companies like AND.

AND started, worked on and successfully completed various custom projects which involved accepting total confidentiality with respect to the client, the work involved and the financials of the project and is therefore unable to disclose any further details.

Despite the good progress mentioned above we look back at 2017 with mixed feelings. AND's current business is still depending on large and one-off deals. The delayed execution of such deals in 2017 caused disappointing revenues and results. The dependency on large one-off deals has been an ongoing concern for AND. See also the relevant chapter on risks in this report. Based on the disappointing results in 2017 AND decided to lower its forecasts for the future and as a result incurred an additional impairment loss.

We do have ongoing discussions with multiple potential clients on deals that would be financially attractive to AND. We must grow other parts of our business to decrease our relative dependence on these one-off transactions. The innovative developments within AND, like MapFusion, are aimed at transferring AND's dependency on large one-off deals to a more stable recurring income.

Financially, 2017 can be summarized as follows:

- revenue decreased by 81% to €1.4 million (2016: €7.3 million)
- operating result decreased from €3.5 million to €(3.8) million.
- net loss (2016: profit) amounted €(2.8) million (2016: €2.8 million)

For further disclosures relating to these figures, reference is made to the section on financial developments.

### Market developments and trends

In 2017 the trend that everything and everybody is connected continued, through smartphones and other Internet of Things the world is now more connected than ever before. In 2017, cars became more connected and send probe and sensor data from the car to the cloud. As a result, the market for location services and mapping is growing. Many apps use the standard APIs (Application Programming Interfaces) forming part of the SDKs (Software Development Kits) of the mobile operating systems. In cars, maps are becoming an additional sensor to enable enhancing road safety features via the connected car services.

The existence of location services that are available free of charge has resulted in businesses becoming vastly more aware of the importance of location to their business processes. The map underlying location services for business processes is being customized much more frequently in order for those business processes to be optimised and leverage big data. AND sees more companies in more markets that indicate that

maps are of strategic importance. There is also a growing need for cloud-based location services and more frequent updates of the maps. With its LBS (Location Based Services) platform and MapFusion, AND provides the ideal answer to this need. AND also continues to see a growing demand for customized products and an increasing readiness on the part of customers to pay for services rather than map licences only. AND responds to these needs by offering flexibility in data layers, data formats as well as new business models.

In the automotive market, AND envisages a rapidly accelerating demand for location services in connection with autonomous car and the connected car. The developments surrounding autonomous cars only strengthen the strategic importance of worldwide maps in this sector. AND participates in various pilots and initiatives and introduced MapFusion on the IAA in Frankfurt. MapFusion technologies allow AND to offer automotive players the tools for smart mobility solutions, for example HD maps advanced assisted and autonomous driving. Furthermore, AND offers anyone that owns data from car sensors to monetize this valuable property. AND continues to explore opportunities to successfully extend AND's position in the automotive market.

Although the need for digital worldwide mapping and location services continues to grow, the number of suppliers able to provide global coverage is very limited. AND is one of few mapping companies owning worldwide proprietary maps including detailed and premium maps of the main markets of Europe and North America. AND shall continue to invest in innovation and technology to expand coverage and improve quality and freshness.

### Financial developments

#### Revenue and costs

Revenue decreased from €7,281,000 to €1,375,000.

Costs for maps and sources amounted to €79,000 (2016: €81,000). These costs are related to geographical sources for the maintenance of the database.

Personnel expenses increased in 2017 by 7% to €2,422,000 (2016: €2,272,000).

Due to the investments in maps in 2017 € 408,000 (2016 €660,000) the amortisation of intangible fixed assets increased from €841,000 in 2016 to €872,000 in 2017.

The costs involved for the further development of the database, which qualify for capitalization, have been capitalized and, for the whole of 2017, amounted to a total of €389,000 (2016: €580,000).

At balance date, an impairment test has been executed. The outcome of this test has resulted in an impairment loss of total €1,231,000. This outcome is the result of lowering AND's forecasted future results generated by AND's current database. These forecasts have been adjusted following the disappointing results in 2017.

The other operating expenses increased to €910,000 in 2017 (2016: €893,000).

#### **Cash flow**

The net cash flow from operating activities in 2017 amounted to €(1,821,000) compared to €3,720,000 in 2016. The cash flow from investing activities amounted to €(421,000) (2016: €(728,000)). The cash flow from financing activities amounted to €(589,000) (2016: €(589,000)).

#### **Taxation**

The tax expense for 2017 amounted to €(963,000) (2016: €690,000).

#### **Financial position**

Total assets decreased by €3,715,000 in 2017 to €18,012,000. Solvency ratio is steady and amounted to 94% of the balance sheet total at the end of 2016 (2016: 94%).

As of 31 December 2017 AND held €4,114,000 in cash and cash equivalents (2016: €6,945,000).

#### **Investments**

The total investment in intangible assets amounted to €408,000 in 2017 (2016: €660,000). The investment in property, plant and equipment amounted to €13,000 (2016: €69,000).

### **Research and development**

Research and development play an important role within AND's business operations. AND stimulates innovation and wants to fulfil a pioneering role within the market in which it operates. Within AND the Services department is responsible for innovation. Part of the activities of this department qualifies as search- and development work. As in 2016, AND received a subsidy (WBSO) from the government. For 2017 the total of this subsidy amounted to €95,000 (2016: €85,000). Also in 2018 AND will invest in research and development.

### **Personnel and organisation**

The number of FTEs for 2017 totals 18.6 (2016: 18.4) for AND Rotterdam, 0.6 FTE for AND Washington (2016: -) and 83.2 (2016: 76.5) for AND India.

The Management Board and the Supervisory Board periodically evaluate whether changing conditions exist which should influence the size and composition of the Management Board and the Supervisory Board. A factor which thereby plays an important role is the size of AND. At this moment there are no female members in the Management Board or the Supervisory Board. For future vacancies AND will consider the distribution of seats between men and women as recommended by the Management & Supervision Act (Wet Bestuur & Toezicht).

### **Risk management**

#### **General**

The Management Board is responsible for the proper functioning of the internal risk management and control systems. Among other things these consist of the determination of the strategy and the budget. The realised results and liquidity positions are discussed each month and compared with the results for the previous year and the budget.

AND is aware that internal risk management and control systems – however professional these may be – do not provide any absolute certainty that the corporate goals will be achieved or that these systems will be able to entirely prevent inaccuracies of material importance, loss, fraud and violations of laws and regulations. Although the risk management and internal control systems can still be further improved, AND considers that the systems provide a reasonable degree of certainty and that the financial reporting does not contain any inaccuracies of material importance.

The management board states, that:

- the report provides sufficient insights into any failings in the effectiveness of the internal risk management and control systems;
- the aforementioned systems provide reasonable assurance that the financial reporting does not contain any material inaccuracies;
- based on the current state of affairs, it is justified that the financial reporting is prepared on a going concern basis;
- the report states those material risks and uncertainties that are relevant to the expectation of the company's continuity for the period of twelve months after the preparation of the report.

#### **Risks and uncertainties**

Like all companies, AND is exposed to commercial, technical and financial risks that are inherent to entrepreneurship. The following (non-exhaustive) specific risks apply to AND:

- a substantial part of the revenue is achieved among a limited number of customers. In 2017 the top 3 customers accounted for approximately 66% (2016: 88%) of total revenue;
- in the yearly realization of the revenue AND is dependent on the realization of substantial revenue from new licenses. In 2017 the revenue from one-off nature amounted to 21% (2016: 87%) of the total annual revenue;
- 39% of the 2017 revenue (2016: 11%) was generated by contracts in dollars and it is expected that sales of the navigation map of North America will result in a relative increase in the number of dollar-denominated contracts signed with American players;
- in general a potential new client needs to adjust its software to integrate a new map-supplier in its product. This extra investment for this new client can lead to a longer lead-time of the sales-process. Furthermore this extra investment potentially forms an additional barrier in closing the sale;
- for maintenance of the database and further development AND is dependent on the availability of (geographic) sources and technology from third-parties. Limitations in the availability of these sources and technologies can lead to maps and technologies of AND which might be insufficiently developed and/or maintained;
- AND is active in a strongly dynamic and competitive industry. The technology for the production and maintenance of digital maps is very innovative and

competitive. This requires continuous investment and innovation from AND to adjust its organization to the trends in the industry. Shortcomings in the adjustment of the organization to trends can have a substantial negative effect on the business and financial position of AND;

- within the industry in which AND operates large, known parties are active with more financial and technical means, a higher map-coverage as well as a larger workforce than AND. This offers them more possibilities to finance and utilize potential opportunities in the market;
- the free or low-cost availability of maps and data. This may lead to pressure on the earning-capacity of the maps and technologies of AND;
- in the market in which AND operates, careful compliance with legal intellectual property provisions as well as maintaining AND's own thereto related conditions to protect its own intellectual property rights is a critical aspect. AND might be confronted with claims for infringement on the intellectual property rights of others which may lead to payment for damages which can have a negative influence on the financial position. Furthermore, this can lead to decreased map-coverage;
- AND is working with parties who in general require strict secrecy and confidentiality. AND might be confronted with claims if the secrecy and confidentiality requirements of other parties are violated. This can lead to payment for damages as well as loss of large clients;
- unforeseen disruptions in the business operations as well as disasters can bring damage to AND. If these circumstances present themselves, this can lead to delay and discontinuity of the services as well as leading to loss of critical assets, such as systems, maps and data.

#### *Risk-management of financial instruments*

The use of financial instruments arises from the operating activities of the Group. These instruments include cash, trade and other receivables and trade and other payables. AND's current policy in the case of material amounts in foreign currencies is to make use of derivative financial instruments if desirable in order to hedge potential risk relating to these financial instruments. The use of these instruments exposes AND to the following risks:

- credit risk
- liquidity risk
- currency risk
- interest rate risk

#### *Credit risk*

The credit risk arises primarily from debtors. The Group has a debtor portfolio of creditworthy customers spread over various regions. Most of the sales relate to solid, creditworthy entities. In comparison to the actual revenue, the write-downs on debtors in recent years have been minimal. The Group therefore considers that the credit risk is adequately controlled, e.g. by adequate credit management.

#### *Liquidity risk*

As at year-end the Group held total cash balances of €4,114,000. The availability of these cash balances is sufficient to meet current liabilities. Past experience has indicated that

the Group has always been able to obtain sufficient (additional) financing for its operations.

#### *Currency risk*

Company policy is aimed at concluding sales contracts in euros wherever possible. A certain element of the sales is however realized from contracts in foreign currency. In 2017 this figure was approximately 39% (2016: 11%) of total revenue.

For contracts in foreign currencies of material amounts, AND is able to make use of hedge contracts in order to mitigate the currency risk. Apart from the currency risk from sales contracts in foreign currency, the company is exposed to a currency risk on the activities in India, since the reporting currency is the Indian Rupee.

#### *Interest risk*

The Group does not have any interest-bearing loans and the interest risk is therefore limited to fluctuations in the interest rate on deposits and other bank balances. Surplus cash is invested in short-term deposits at a variable rate of interest.

#### **Corporate social responsibility**

As a producer and provider of digital maps, AND is making a positive contribution to a more sustainable environment. Digital maps enable transport companies, for example, to plan their routes more efficiently and to use their vehicle fleet more effectively. The production of digital maps is moreover a low-pollution activity.

AND undertakes a lot of research and development and, as noted previously, received a further government grant for this purpose in 2017. In this way AND is contributing towards innovative capacity in the Netherlands.

Throughout the production of digital maps in India AND is, on the one hand, promoting the transfer of knowledge to and employment in India. The basic conditions of employment and fringe benefits in India may be regarded as good. Among other things these include medical insurance, pension facilities and education. On the other hand AND's operations in India are cost-efficient.

#### **Dividend proposal**

Given the results for 2017, AND proposes not to pay out dividend to shareholders.

#### **Outlook**

The economic conditions, market developments and business models in the market for digital maps are still highly uncertain. The results will depend among others on the developments in the market for navigation and location-based services. Also AND is still highly dependent on a few large customers and new orders. The disappointing results of AND in 2017 made us lower AND's forecasted future results generated by AND's current database, which was reflected in the additional impairment test incurred. However, with the first successes in the automotive sector in 2017 AND aims to be able to further develop their innovative technology solutions to shift to more stable revenues. AND is positive regarding new opportunities within the current fast changing technology and market

developments. AND does not provide a financial outlook for 2018.

Rotterdam, 22 March 2018

Management Board  
H.F. van der Linde, CEO

## **Management declaration**

### **Report pursuant to Section 5:25c of the Financial Supervision Act in the Netherlands**

In the opinion of the Management Board, the 2017 financial statements of AND International Publishers N.V. give a true and fair view of the assets, liabilities, financial position and profit of AND International Publishers N.V. and its consolidated companies and the 2017 annual report gives a true and fair view of the financial position as at 31 December 2017, and the course of events during 2017 of AND International Publishers N.V. and its consolidated companies, whose details are included in the financial statements. The significant risks AND International Publishers N.V. faces are described in this annual report.

Rotterdam, 22 March 2018

Management Board  
H.F. van der Linde, CEO

## Corporate Governance

### General

AND International Publishers N.V. is a public limited liability company incorporated under the laws of the Netherlands with its registered office in Rotterdam, the Netherlands. AND International Publishers N.V. has a two-tier management structure, with the Management Board and a separate Supervisory Board. The Management Board and Supervisory Board are independent of one another. Both bodies give account for the performance of their tasks to the General Meeting of Shareholders (hereafter referred to as the 'General Meeting').

The Management Board and the Supervisory Board endorse the principle embodied in the Dutch Corporate Governance Code ('the Code') that the company is a long-term form of collaboration between the various parties involved. They recognize their integral responsibility for correctly balancing all the interest concerned while safeguarding the continuity of the business. The aim of the Company is to create long-term shareholder value.

AND believes that the details of the Code do not always take into account the size of the company, but endorses the principles and associated best practice provisions in the Code.

AND has taken cognizance of the updated Code of December 2016, which came into force on 1 January 2017. AND has assessed the amendments to the code carefully and thoroughly. Any departures from the Code are discussed below.

### Management Board

The Management Board is entrusted with the company and represents the company. The Management Board is responsible for the achievement of the targets, strategy and policies, financing, development of the results and Corporate Social Responsibility. The Management Board is also responsible for the internal risk management and control systems related to business activities and for compliance with all relevant legislation and regulations. The Management Board submits all information to the Supervisory Board in due time and is accountable to the Supervisory Board and the General Meeting of Shareholders.

In accordance with the Articles of Association certain decisions of the Management Board are subject to the approval of the Supervisory Board and the General Meeting of Shareholders.

The Management Board determines, with the approval of the Supervisory Board, which portion of the profit will be reserved. The remaining profit is at the disposal of the General Meeting of Shareholders. The dividend policy is set out on page 7 of the annual report.

By virtue of its designation by the General Meeting of Shareholders, the Management Board, with the approval of the Supervisory Board, is authorized to decide to issue shares and to limit or exclude the shareholders' preferential subscription right. This designation is requested at the General Meeting of

Shareholders and is always valid for a maximum period of five years.

Among other things, the Management Board needs the approval of the Supervisory Board to enter into or terminate a long-term relationship of major importance to the company, to participate in the capital of other companies and to undertake investments, in each case in so far as the value hereof exceeds a quarter of the issued capital plus the reserves.

### Supervisory Board

The task of the Supervisory Board is to supervise the management of the Management Board and the general course of business within AND. The Supervisory Board also advises the Management Board. The Supervisory Board members perform their tasks with the interest of AND and its stakeholders in mind and also bearing in mind the Corporate Social Responsibility aspects relevant for AND.

The Supervisory Board consists of at least two members. The number of members of the Supervisory Board is determined by the Supervisory Board. Given the size of the Board, there are no separate audit, remuneration, selection and appointment committees. The tasks of these committees are instead undertaken by the Supervisory Board as a whole.

### General Meeting of Shareholders

The powers of the General Meeting of Shareholders are stipulated in legislation and Articles of Association and can be summarized as follows:

- approval of decisions that would cause a major change to the identity or character of AND or its business;
- appointment and dismissal of Management Board and Supervisory Board members;
- adoption of the Supervisory Board remuneration policy;
- adoption of the financial statements of AND and discharge of the members of the Management Board and the Supervisory Board;
- approval of the profit appropriation;
- authorization to acquire the company's own shares, to issue shares (or to grant rights to acquire shares) and the limitation or exclusion of preference rights in relation to shares;
- approval of decisions to amend the Articles of Association or dissolve AND.

The following are also discussed with the General Meeting of Shareholders:

- the Annual Report of AND;
- changes to the reserves and dividend policy;
- changes to the Corporate Governance structure.

General Meetings of Shareholders are held once a year, no later than six months from the end of the previous financial year. Extraordinary General Meetings are held as frequently as deemed necessary by the Supervisory Board or the Management Board.

All notices of the General Meeting of Shareholders shall be published on the Company's website.



## Deviations from the best practice provisions of the Code

Although AND International Publishers N.V. endorses the principles of the Code, AND deviates from the following best practice provisions of the Code:

### *Principle 1.3: Internal Audit Function:*

Given the size of AND, no separate internal auditor has been appointed and due to this no systematic risk assessments are held (principle 1.2: Risk Management).

### *Principle 2.1.5 and 2.1.6: Diversity policy:*

AND feels that gender is only one part of diversity and future employees of AND will continue to be selected on the basis of specific experience, backgrounds, skills, knowledge and insights. AND has not set up a diversity policy yet.

### *Principle 2.1.8: Independence of the supervisory board members:*

One member of the supervisory board is not independent, because he is employed by one of the major shareholders of AND.

### *Principle 3.4: Accountability for implementation of remuneration policy:*

AND has not included a separate remuneration report from the Supervisory Board in the financial statements. This is because the size of AND and the Management Board. The Management Board of AND consists of only one director. The remuneration components of this director are further disclosed in the notes to the financial statements.

### *Principle 3.4.1. Remuneration report:*

In relation to the preparation of the remuneration report reference is made to principle 3.4.

### *Principle 4.3.3 Cancelling the binding nature of a nomination or dismissal:*

AND values the continuity of the Management Board and the Supervisory Board and wants to protect its shareholders from possible quick changes in the Management Board and the Supervisory Board. For this reason AND maintains requirement from the Articles of Association of two-third representation in case of a decision to oust the binding character of a nomination to appoint a director or supervisory director and/or a decision to the resignation of a director or supervisory director.

## Internal insider trading rules

The Management Board of AND International Publishers N.V. has formulated a set of rules regarding price-sensitive information. Under these rules, any AND employee who is in possession of information that may reasonably be expected to influence the price of the securities may not engage in transactions in AND securities or recommend a third party to engage in transactions in AND securities. It is likewise forbidden to communicate price-sensitive information to a third party and engage in transactions during a closed period. These rules also apply to the members of the Management Board and Supervisory Board and other designated individuals.

## Takeover guideline

Pursuant to Section 1 of the Decree Article 10 Takeover Directive, AND provides the following notes:

### *Capital structure*

The capital structure is indicated on page 7, 'Information about the AND share'.

### *Disclosure of major holdings*

The major holdings of which AND is aware are stated on page 7, 'Information about the AND share'.

### *Appointment and dismissal of members of the Supervisory Board and Management Board*

The number of members of the Management Board and the Supervisory Board are determined by the Supervisory Board. The latter must have at least two members.

Members of the Management Board and the Supervisory Board are appointed and dismissed by the General Meeting of Shareholders on the basis of a timely (within three months) and binding nomination by at least two persons. The General Meeting may rescind the binding nature of that nomination by a vote passed by at least two thirds of the votes cast representing at least half the issued capital.

### *Amendment of Articles of Association*

A decision to amend the Articles of Association or to dissolve AND may be taken by the General Meeting only upon a proposal by the Management Board approved by the Supervisory Board.

### *Powers of the Management Board*

The powers of the Management Board are stated in the section on the Management Board in this chapter. At its meeting on 11 May 2017 the General Meeting gave the Board a mandate to issue shares for a period of 18 months. The issue of shares may not exceed 10% of the issued share capital for ordinary purposes, with an additional 10% allowed where mergers and acquisitions are involved.

### *Payment upon termination of employment contract pursuant to a public bid*

The Management Board and one other employee qualify under certain conditions for payment of one year's salary upon ending of the employment following from a public offer.

### *Payment upon public offer*

In the event of a change of control Management Board receives a bonus of 1 year's salary.

## Corporate Governance Declaration

This declaration is included pursuant to Article 2a of the Decree: further stipulations regarding the content of annual reports dated 1 January 2017 (hereafter the 'Decree'). For the statements in this declaration as understood in Articles 3, 3a and 3b of the Decree please see the relevant sections of this annual report. The following should be understood to be inserts to and repetitions of these statements:

- compliance with the provisions and best practice principles of the Code (page 17 'Corporate Governance');

- the most important characteristics of the management and control systems in connection with the Group's financial reporting process (page 12 'Risk management');
- the functioning of the Shareholders' Meeting and its primary authorities and the right of shareholders and how they can be exercised (page 16 'General Meeting of Shareholders');
- the composition and functioning of the Management Board and Supervisory Board (page 11 'Report of the Management Board', page 16 chapter 'Corporate Governance' and page 8 'Management Board and Supervisory Board');
- the information concerning the disclosure of the information required by the Decree Article 10 EU Takeover Directive, as required by Article 3b of the Decree, may be found in this chapter under 'Takeover Directive'.



Melanie Schultz van Haegen, Dutch Minister of Infrastructure and Environment, visiting the AND booth at the IAA Cars 2017 in Frankfurt



Ambassador of the Netherlands in France, Pieter de Gooijer, visiting the AND booth at EQUIP AUTO 2017 in Paris



# FINANCIAL STATEMENTS 2017

<b>1. Consolidated statement of profit or loss</b> .....	<b>22</b>
<b>2. Consolidated statement of comprehensive income</b> .....	<b>23</b>
<b>3. Consolidated statement of financial position</b> .....	<b>24</b>
<b>4. Consolidated summary of changes in shareholders' equity</b> .....	<b>25</b>
<b>5. Consolidated cash flow statement</b> .....	<b>26</b>
<b>6. Notes to the consolidated financial statements</b> .....	<b>27</b>
<b>7. AND International Publishers NV Subsidiaries</b> .....	<b>42</b>
<b>8. Company statement of financial position</b> .....	<b>43</b>
<b>9. Company statement of profit or loss</b> .....	<b>44</b>
<b>10. Notes to the company financial statements</b> .....	<b>45</b>
<b>11. Other information</b> .....	<b>47</b>

## 1. Consolidated statement of profit or loss

(x € 1.000)	Note	2017	2016
<b>Revenue</b>	<b>6.23</b>	<b>1,375</b>	<b>7,281</b>
Maps and sources	6.24	(79)	(81)
Personnel expenses	6.25	(2,422)	(2,272)
Share-based compensation	6.26	-	(232)
Depreciation	6.31	(48)	(51)
Amortization	6.32	(872)	(841)
Other operating expenses	6.29	(910)	(893)
<b>Total operating expenses</b>		<b>(4,331)</b>	<b>(4,370)</b>
Capitalised development costs	6.32	389	580
Impairments	6.32	(1,231)	-
<b>Net operating expenses</b>		<b>(5,173)</b>	<b>(3,790)</b>
<b>Operating result</b>		<b>(3,798)</b>	<b>3,491</b>
Financial income		(11)	(21)
<b>Result before tax</b>		<b>(3,809)</b>	<b>3,470</b>
Income taxes	6.30	963	(690)
<b>Net profit</b>		<b>(2,846)</b>	<b>2,780</b>
<b>Profit / (loss) attributable to:</b>			
Shareholders of the company		(2,846)	2,780
Basic earnings per share (euro)	6.37	(0.76)	0.75
Diluted earnings per share (euro)	6.37	(0.76)	0.75

The notes on page 27 to 42 are an integral part of these consolidated financial statements.

## 2. Consolidated statement of comprehensive income

(x € 1.000)	2017	2016
<b>Net result</b>	<b>(2,846)</b>	<b>2,780</b>
<b>Other comprehensive income for the year</b>		
<i>Items that may be subsequently reclassified to profit or loss:</i>		
Foreign currency translation differences on foreign operations	(55)	7
<b>Total comprehensive income for the year (after income tax)</b>	<b>(2,901)</b>	<b>2,787</b>
<b>Comprehensive income attributable to:</b>		
Shareholders of the company	(2,901)	2,787

The notes on page 27 to 42 are an integral part of these consolidated financial statements.

### 3. Consolidated statement of financial position

As at 31 December (before appropriation of result)

(x € 1.000)	Note	2017	2016
<b>Assets</b>			
Property, plant and equipment	6.31	73	107
Intangible assets	6.32	11,955	13,650
Deferred tax assets	6.33	1,373	382
<b>Total non-current assets</b>		<b>13,401</b>	<b>14,139</b>
Trade and other receivables	6.34	497	643
Cash and cash equivalents	6.35	4,114	6,945
<b>Total current assets</b>		<b>4,611</b>	<b>7,588</b>
<b>Total assets</b>		<b>18,012</b>	<b>21,727</b>
<b>Shareholders' equity</b>			
Issued and paid-up capital	6.36	2,795	2,795
Share premium reserve	6.36	36,227	36,227
Legal reserve	6.36	11,200	10,308
Result for the year	6.36	(2,846)	2,780
Retained earnings	6.36	(30,496)	(31,771)
<b>Total shareholders' equity</b>	<b>6.36</b>	<b>16,880</b>	<b>20,339</b>
<b>Liabilities</b>			
Defined benefit plans		12	12
Other liabilities	6.38	214	249
<b>Total non-current liabilities</b>		<b>226</b>	<b>261</b>
Trade and other liabilities	6.39	906	1,127
<b>Total current liabilities</b>		<b>906</b>	<b>1,127</b>
<b>Total liabilities</b>		<b>1,132</b>	<b>1,388</b>
<b>Total shareholders' equity and liabilities</b>		<b>18,012</b>	<b>21,727</b>

The notes on page 27 to 42 are an integral part of these consolidated financial statements.



## 4. Consolidated summary of changes in shareholders' equity

(x € 1.000)	Issued and paid-up capital	Share premium reserve	Legal reserves	Unappropriated result	Retained earnings	Total shareholders' equity
Note:	6.36	6.36	6.36	6.36		
<b>As at 31 December 2015</b>	<b>2,795</b>	<b>36,227</b>	<b>10,387</b>	<b>5,087</b>	<b>(36,385)</b>	<b>18,111</b>
<b>Comprehensive income</b>						
Distribution of result 2015	-	-	-	(4,528)	4,528	-
Result for the year	-	-	-	2,780	-	2,780
<b>Other comprehensive income</b>						
Foreign currency translation differences on foreign operations	-	-	7	-	-	7
<b>Total comprehensive income</b>	<b>-</b>	<b>-</b>	<b>7</b>	<b>(1,748)</b>	<b>4,528</b>	<b>2,787</b>
<b>Transactions with owners</b>						
Dividend payment	-	-	-	(559)	-	(559)
<b>Other movements</b>						
Transfer to legal reserve	-	-	(86)	-	86	-
<b>As at 31 December 2016</b>	<b>2,795</b>	<b>36,227</b>	<b>10,308</b>	<b>2,780</b>	<b>(31,771)</b>	<b>20,339</b>
<b>Comprehensive income</b>						
Distribution of result 2016	-	-	-	(2,221)	2,221	-
Result for the year	-	-	-	(2,846)	-	(2,846)
<b>Other comprehensive income</b>						
Foreign currency translation differences on foreign operations	-	-	(55)	-	-	(55)
<b>Total comprehensive income</b>	<b>-</b>	<b>-</b>	<b>(55)</b>	<b>(5,067)</b>	<b>2,221</b>	<b>(2,901)</b>
<b>Transactions with owners</b>						
Dividend payment	-	-	-	(559)	-	(559)
<b>Other movements</b>						
Transfer to legal reserve	-	-	947	-	(947)	-
<b>As at 31 december 2017</b>	<b>2,795</b>	<b>36,227</b>	<b>11,200</b>	<b>(2,846)</b>	<b>(30,496)</b>	<b>16,880</b>

The notes on page 27 to 42 are an integral part of these consolidated financial statements.

## 5. Consolidated cash flow statement

(x € 1.000)	Note	2017	2016
Operating result		(3,798)	3,491
Adjustments for:			
Depreciation tangible fixed assets	6.31	48	51
Amortization intangible fixed assets	6.32	872	841
Impairment loss intangible fixed assets	6.32	1,231	-
Changes in working capital:			
Change in receivables	6.34	102	93
Change in other liabilities	6.39	40	(725)
<b>Cash flow from operating activities</b>		<b>(1,505)</b>	<b>3,751</b>
Finance income / (expenses)		(11)	(21)
Income tax paid		(305)	(10)
<b>Net cash flow from operating activities</b>		<b>(1,821)</b>	<b>3,720</b>
Investments in intangible fixed assets and capitalized development costs	6.32	(408)	(660)
Investments in property, plant and equipment	6.31	(13)	(68)
<b>Cash flow from investing activities</b>		<b>(421)</b>	<b>(728)</b>
Dividend payment		(559)	(559)
Long-term liabilities	6.38	(30)	(30)
<b>Cash flow from financing activities</b>		<b>(589)</b>	<b>(589)</b>
Net increase / (decrease) in cash and cash equivalents		(2,831)	2,403
Opening balance cash and cash equivalents	6.35	6,945	4,542
<b>Closing balance cash and cash equivalents</b>	<b>6.35</b>	<b>4,114</b>	<b>6,945</b>

The notes on page 27 to 42 are an integral part of these consolidated financial statements.

## 6. Notes to the consolidated financial statements

### 6.1 General

AND International Publishers N.V. (the 'company') was incorporated on 18 March 1998 as a public limited company under Dutch law and is at the head of the AND Group. The company has its registered office in Rotterdam, the Netherlands. Since 15 May 1998 the company has been listed on the NYSE Euronext Stock Exchange in Amsterdam.

AND manufactures and supplies digital maps that are used for location-based services throughout the whole world for mobile phones, the Internet and desktop applications. AND's digital maps are used in smartphones, car-navigation, Internet Based Mapping, Fleet Management and other applications.

The consolidated financial statements of the Company for the 2017 financial year, which ended December 31, 2017, include the accounts of the Company and its subsidiary companies (together referred to as the 'Group'). The financial statements were drawn up by the Management Board and were approved for publication by resolution of 15 March 2018.

### 6.2 Statement of compliance

The consolidated financial statements of AND International Publishers NV have been prepared in accordance with International Financial Reporting Standards (IFRS) as adopted by the European Union.

### 6.3 New accounting standards

The following standards and interpretations have been published but have not yet been applied, or are not applicable:

- IFRS 9 Financial Instruments (replaces IAS 39) is effective as per January 1st, 2018;
- IFRS 15 Revenue from Contracts with Customers is effective as per January 1st, 2018;
- IFRS 16 Leases is effective as per January 1st, 2019;
- IFRS 17 Insurance contracts is effective as per January 1st, 2021;
- Amendments to IFRS 2 Classification and Measurement of Share-based Payment Transactions;
- Amendments to IFRS 4 Insurance Contracts is effective as per January 1st, 2018;
- Amendments to IAS 28 Long-term Interests in Associates and Joint Ventures is effective as per January 1st, 2019;
- Amendments to IAS 40 Transfers of Investment Property is effective as per January 1st, 2018;
- IFRIC 22 Foreign Currency Transactions and Advance Consideration applies for annual reports beginning on or after January 1st, 2018;
- IFRIC 23 Uncertainty over Income Tax Treatments is effective as per January 1st, 2019.

AND has assessed the impact of IFRS 9 and IFRS 15. AND does not expect that these amendments will have a material impact on the consolidated results or financial position of AND. The application of IFRS 16 will have impact on the group's financial statements. The estimated adoption of this standard is based on assessments undertaken to date.

The impact on the financial position as at January 1st, 2018 is expected to be as follows:

(x € 1.000)	Adoption IFRS 16
Assets increase	249
Liabilities increase	(249)

### 6.4 Significant accounting policies

The financial statements are presented in euros, which is the Company's functional currency, rounded-off to the nearest thousand. The financial statements have been prepared on the basis of historical cost, unless stated otherwise.

The preparation of financial statements in accordance with IFRS requires management to make judgements, estimates and assumptions that affect the application of policies and reported amounts of assets and liabilities and income and expenses. The estimates and associated assumptions are based on historical experience and various other factors that are believed to be reasonable under the circumstances.

The results of which form the basis for making the judgements regarding the carrying values of the assets and liabilities that are not readily apparent from other sources. Actual results can differ from these estimates.

The estimates and underlying assumptions are reviewed on an ongoing basis. Revisions to accounting estimates are recognized in the period in which the estimate is revised if the revision affects only that period, or in the period of the revision and future periods if the revision affects both current and future periods.

The most important estimates and judgments relate to the provision of possible impairments of fixed assets, provisions, deferred tax liabilities and pension obligations. The actual outcomes can differ from these estimates.

The accounting policies set out below have been applied consistently for all the periods presented in these consolidated financial statements. The accounting policies have been applied consistently by all Group companies.

## 6.5 Basis of consolidation

### *Subsidiaries*

Subsidiaries are entities controlled by the Company. Control exists when the Company has the power directly or indirectly to govern the financial and operational policies of an entity so as to obtain benefits from its activities. In assessing control, potential voting rights that are currently exercisable or convertible are taken into account. The financial statements of subsidiaries are included in the consolidated financial statements from the date on which control commences until the date on which control ceases. Where necessary the accounting policies of subsidiaries have been adapted to the accounting policies applied by the Group.

### *Transactions eliminated on consolidation*

Intra-Group balances and any unrealized gains and losses or income and expenses arising from intra-Group transactions are eliminated when preparing the consolidated financial statements. Unrealized gains from transactions with associates and jointly controlled entities are eliminated to the extent of the Group's interest in the entity. Unrealized losses are eliminated in the same way as unrealized gains, but only to the extent that there is no indication for impairment.

## 6.6 Foreign currencies

### *Foreign currency transactions*

Transactions in foreign currencies are translated into euros at the exchange rate prevailing on the transaction date. Monetary assets and liabilities denominated in foreign currencies on the balance sheet date are translated into euros at the exchange rate prevailing on that date. Exchange differences arising on translation are recognized in the profit and loss account.

### *Financial statements of foreign operations*

The assets and liabilities of foreign operations, including goodwill and fair value adjustments arising on consolidation, are translated into euros at the foreign exchange rates prevailing on the balance sheet date. The revenue and expenses of foreign operations are translated into euros at average rates throughout the year.

The currency differences due to the translation of the net investment in foreign activities are taken to the translation differences reserve, a separate component of shareholders' equity. These are not distributable unless the participating interest in question has been sold or liquidated. If the exchange differences reserve shows a debit balance, the amount that may be distributed from the other reserves is reduced by that amount.

If a foreign activity is wholly or partially sold, the associated cumulative exchange differences are transferred to the profit and loss account as part of the profit or the loss on the disposal.

## 6.7 Property, plant and equipment

Items of property, plant and equipment are stated at cost less accumulated depreciation and impairment losses.

The cost price of the replacement of a part of an item of property, plant or equipment is included by the Group in the book value of that asset when those costs are incurred, where it is likely that

the future economic benefits relating to the asset will accrue to the Group and the cost price of the asset can be reliably determined. All other expenses are taken to the profit and loss account as a charge when they are incurred.

Depreciation costs are charges to the profit and loss account on a straight-line basis over the estimated useful lifetime of each component of an item of property, plant and equipment. Estimated useful lifetimes are as follows:

- computer equipment 3 years
- office furnishings and equipment 3 - 10 years
- vehicles 5 years

The depreciation methods, life and residual values are assessed annually.

## 6.8 Intangible fixed assets

The valuation of the database is made at acquisition price or at cost of manufacture. The cost of manufacture consists of all direct wages and other costs and (indirect) costs that may be reasonably and consistently assigned to the manufacture. Maintenance expenses not directly assignable to the database are charged directly to the result in the year in which those costs are incurred.

The costs incurred on extensions of the database are capitalised at cost of manufacture. Extensions generally comprise the addition of new countries, the expansion of the road network in existing countries to a more detailed level and data enrichments. Extensions are capitalised in so far as:

- they meet the definition of an intangible fixed asset;
- they are likely to generate future benefits;
- the cost price can be reliably determined.

Due to the impairment loss that occurred in 2011 the Management Board decided to switch to amortization of the database and thereby assessing its lifetime as good as possible.

In determining the amortization-method AND made use of the current fiscal treatment of the database as well as the systematics that other comparable market parties use. Based on this the amortization period has been set to 20 years and the amortization is recorded on a straight-line basis. This amortization system has been initialised as per 1 July 2011. Since 2017, we capitalized the costs spend for MapFusion. For this project an amortization is based on 7 years. This amortization is based on our assessments and also based on assumptions made by a Dutch competitor. The residual value has been determined at null because there is no active market for the database.

The Management Board evaluates the capitalised costs for the database each year in order to determine whether the book value can be covered out of future income (i.e. an impairment test). If that is not the case, an impairment loss will be recognised.

For further details and assumptions in relation to the impairment test on the database reference is made to section 6.32 of the notes.

## 6.9 Trade and other receivables

Trade and other receivables are valued when first recognised at fair value plus any directly assignable transaction costs. After the initial recognition, trade and other receivables are valued at amortised cost price, where necessary after deduction of any provisions deemed necessary for uncollectability (i.e. impairment losses). The maximum term is one year.

## 6.10 Cash and cash equivalents

Cash and cash equivalents concern the cash and bank balances held and other deposits on call are valued at fair value.

## 6.11 Impairment of assets

The book value of the Group's assets are reviewed each balance sheet date in order to determine whether there are any indications for impairments. If such indications exist an estimate is made of the realisable value of the asset. In the case of assets with an indeterminable life, the realisable value is estimated each year.

An impairment loss is recognised if the book value of an asset exceeds the realisable value.

In the case of assets the realisable value is equal to the higher of the fair value after deduction of selling costs or the value in use. In determining the value in use the present value of the estimated future cash flows are calculated with the aid of a discount rate that reflects both the current market rate and the specific risks relating to the asset. Since there is no active market for the database, fair value can't be used for the intangible fixed assets, for which reason AND makes use of the value in use.

In addition an assessment is made as to whether a previously taken impairment loss no longer exists or has been reduced. If that is the case the previously taken loss is reversed and the book value of the asset is increased to realisable value.

For further details and assumptions in relation to the impairment test on the database reference is made to section 6.32 of the notes.

## 6.12 Share capital

When share capital recognised as equity is repurchased, the amount of the consideration paid, including directly attributable costs, is recognised as a change in equity. Repurchased shares are classified as own shares and presented as a deduction from total equity.

Part of the shareholders' equity is the Unappropriated result reserve. This is a reserve without certain destination.

A dividend distribution to AND shareholders is treated as a liability at the point at which the General Meeting of Shareholders takes a decision to that effect.

## 6.13 Personnel remuneration

### *Defined contribution plans*

A defined contribution plan is a scheme concerning benefits upon leaving employment whereby the Group pays fixed premiums to a separate entity and there is no legally enforceable

or factual obligation to make further contributions. Obligations arising from promised contributions to pension schemes are treated as a charge in the profit and loss account when the contributions are payable. A granted contribution scheme applies to the employees of the Dutch companies.

### *Defined benefit plans*

A pension plan on the basis of granted pension entitlements is one that pays an amount in pension entitlements that an employee will receive upon retirement, generally dependent on factors such as age, years of service and remuneration. In the case of the employees of the Indian company the pension scheme has certain characteristics of a defined benefit plan. Given the small and non-material size of the pension obligation no information on this has been provided in the notes.

## 6.14 Provisions

A provision is recognised in the balance sheet when the Group has a current legal or constructive obligation as a result of a past event, it is probable that an outflow of economic benefits will be required to settle the obligation and this obligation can be estimated reliably. If the effect is material provisions are determined by discounting the expected future cash flows at a pre-tax rate that reflects the current market assessment of the time value of money and, where appropriate, of the risks to the liability.

## 6.15 Deferred tax receivables

Deferred tax receivables are calculated on the basis of the nominal taxation rates applying at the end of the financial year or at the rates applying in future years, in so far as already determined by law. Deferred tax receivables arising from forward loss compensation are valued if it may reasonably be assumed that these will be realised.

Deferred taxes are valued at nominal value.

The Management Board annually reassesses the deferred tax receivable and reviews it on the basis of a planning period, in which the profit forecasts based on the most recent budget play an important part.

## 6.16 Trade and other liabilities

Trade and other liabilities with a term of more than one year are recognised under long-term liabilities. Trade and other liabilities are valued at amortised cost price. The initial recognition is at fair value less directly attributable transaction costs. Considering the short-term character of these particulars the amortised cost price and fair price are set equal to the nominal value.

## 6.17 Revenue

Revenue is recognised in so far as it is likely that the economic benefits will flow to the company and that the amount of the income can be reliably determined.

AND's revenue is generated by the granting of licences to use the geographic data drawn from the database and the supply of services. AND concludes agreements whereby fixed amounts are charged or whereby a minimum sum is charged against any offsettable royalties, in case these exceed the minimum amount.

In case of licence agreements whereby a fixed amount or a minimum amount is charged for a certain period, the revenue is assigned in proportion to the period of the applicable licence agreement. When a license is perpetual the revenue is accounted for at the moment of delivery when the terms of contract are fulfilled. When a service is delivered the revenue is accounted to the period in which the service is performed. Royalties are recognised in the period to which the reported royalties relate to.

### **6.18 Government grants**

AND receives subsidies for innovation projects (WBSO subsidy). The Research and Development Promotion Act, [Wet Bevorderen Speur- en Ontwikkelingswerk – WBSO'] is a tax incentive scheme under which the Dutch government pays a part of the wages for R&D. The received subsidy matches the related costs. The grant is recognised in the profit and loss on a systematic basis over the periods in which the entity recognises as expenses, the related costs for which the grants are intended to compensate. The grant is mentioned as a negative personnel expenses, see paragraph 6.25.

### **6.19 Costs**

Costs are determined on the basis of historic cost and assigned to the financial year to which they relate. Research costs are charged to the profit and loss account. Development costs are capitalised in so far as they comply with the relevant criteria described in section 6.32, 'Intangible fixed assets'.

Payments made under operating leases are carried in the profit and loss account on a straight-line basis over the term of the lease.

### **6.20 Taxation**

The tax on profits is calculated on the pre-tax result in the profit and loss account, after deduction of tax losses carried forward from preceding financial years and exempted profit elements and after addition of non-deductible expenses, taking account of movements in deferred tax receivables and deferred tax liabilities. The tax rate applying in the financial year in question is used for the calculation of the profit on the result.

### **6.21 Consolidated cash flow statement**

The consolidated cash flow statement is drawn up on the basis of the indirect method. The movement in liquid assets is based on the operating result according to the consolidated profit and loss account. The cash flows are divided into cash flows from operating activities, investment activities and financing activities. Translation differences in foreign currencies are not presented separately in the cash flow statement but are included as part of the reconciliation between the opening and closing balance of liquid assets under the 'exchange rate differences in foreign currencies' item.

### **6.22 Segmentation**

There are no different segments in the sense of IFRS 8 identified based on the internally available (financial) management information. The explanatory requirements on the grounds of IFRS 8.32-34 are recorded in explanation 6.23.

### 6.23 Revenue and other income

The revenue may be analysed geographically as follows:

(x € 1.000)	2017	2016
Europe	833	6,423
North-America	542	858
<b>Total</b>	<b>1,375</b>	<b>7,281</b>

Revenue mainly consists of licences and royalties from geographical data and for 2017 amount to approximately €0.9 million (2016: (€6.3 million). In 2017 there were two customers each accounting for over 10% of revenue (2016: two customers). A substantial part of the revenue is achieved among a limited number of customers. In 2017 the top 3 customers accounted for approximately 64% (2016: 88%) of total revenue. In the yearly realization of the revenue AND is dependent on the realization of substantial revenue from new licenses. In 2017 the revenue from one-off nature amounted to 21% (2016: 87%) of the total annual revenue. For 2017 the non-cash revenue was zero (2016: €0.1 million).

The revenue can be further analyzed as follows:

	2017	2016
Licensing/royalty	998	6,345
Services	377	936
<b>Total</b>	<b>1,375</b>	<b>7,281</b>

### 6.24 Maps and sources

Maps and sources concern the procurement of geographical sources such as maps, satellite images and house number ranges.

### 6.25 Personnel expenses

(x € 1.000)	2017	2016
Salaries (including bonuses)	1,782	1,822
Social security contribution	191	173
Contribution of defined contribution schemes	95	76
Temporary personnel	283	178
WBSO (subsidy)	(95)	(85)
Other personnel costs	166	108
<b>Total</b>	<b>2,422</b>	<b>2,272</b>

Geographical distribution of the average number of full-time employees of the group

Netherlands	18.6	18.4
US	0.6	-
India	83.2	76.5
<b>Total</b>	<b>102.4</b>	<b>94.9</b>

Average salary per employee

Netherlands (incl. US 2017:0.6 FTE)	85.3	89.9
India	5.1	5.1

The costs spent in 2017 for investments in the database amounts to €408.000 (2016: €660.000). This amount of €408.000 can be split in capitalized development costs of €389.000 and other investments. Based on the criteria for capitalization in note 6.8 these costs qualify for capitalization in the consolidated income statement under the item capitalised development costs.

## 6.26 Share-based compensation

Share options have been granted to the members of the Management Board and to one employee. The exercise price of these options is based on the market price at the time of the assignment. The weighted average share price of the options exercised in 2016 at the time of exercise was €10.21, whereafter there are no share options are to be exercised.

The expense of share-based compensation is as follows:

(x € 1.000)	2017	2016
Cash settled share-based compensation	-	232
<b>Total</b>		<b>232</b>

From the expense of cash-settled on share-based compensation an amount of 2017: € - (2016: €139,000) is related to the cash settled options of Mr. van der Linde.

## 6.27 Remuneration Management Board

in euros	2017	2016
Short-term employee benefits	<b>209,000</b>	204,000
Rewards payable in time	<b>7,000</b>	7,000
Share-based rewards	-	139,000
Bonus payment	-	105,000
<b>H.F. van der Linde</b>	<b>216,000</b>	<b>455,000</b>

In 2015, the Supervisory Board decided to replace the option plan, under which cash-settled options were granted each year, by a bonus plan. This bonus plan has a short-term and a long-term component. The Supervisory Board sets criteria which must be met in order to proceed to payment of the bonus.

Rewards payable in time relate to the employers pension contribution.

The remuneration based on share-based compensation and bonuses has no relation to the amount that is paid, but on the expense that has been charged towards the result in the reported year. The expense from the crisis-levy has not been recorded under the above mentioned remuneration of the Management Board.

In case of a change of control Mr. van der Linde receives a bonus to the size of 1 year salary.

### Termination benefits

The termination benefit for Mr. van der Linde amounts to one years' salary in case of termination of employment. No loans, advances or guarantees have been granted to the members of the Management Board.

As of 31 December 2017 the Management Board does not have shares in AND International Publishers N.V.

## 6.28 Remuneration Supervisory Board

in euros	2017	2016
M.S. Douma	<b>15,000</b>	15,000
B.J. Glick	<b>15,000</b>	3,402
R.M. Westerhof	<b>20,000</b>	20,000
S. Fernback	<b>6,011</b>	-
C.S.M. Molenaar	<b>7,274</b>	-
<b>Total</b>	<b>63,285</b>	<b>38,402</b>

No loans, advances or guarantees have been granted to the member of the Supervisory Board. The members of the AND Supervisory Board do not hold any shares in AND International Publishers N.V.



## 6.29 Other operating expenses

(x € 1.000)	2017	2016
Accommodation, office & ICT	255	236
Marketing, PR & IR	75	72
Travel, company cars	276	239
Legal, accounting and audit	167	249
Other operating expenses	137	97
<b>Total</b>	<b>910</b>	<b>893</b>

Total operating lease expenses amount to €73,000 (2016: €73,000). The operating expenses relate to the car fleet. The total rental expenses relate to office space in The Netherlands and India and amount to €135,000 (2016: €129,000).

## 6.30 Taxation

(x € 1.000)	2017	2016
Current tax expenses	(28)	637
Deferred tax expenses / (tax income)	(935)	53
<b>Total income taxes</b>	<b>(963)</b>	<b>690</b>

The effective tax is specified as follows:

(x € 1.000)		2017		2016
Pre-tax profit		(3,809)		3,470
Rate of tax on profits based on local tax rate	25.0%	(952)	25.0%	867
Effect of foreign tax rates	-0.3%	11	0.1%	4
Non-deductible costs		-	-	-
Effect of valuation of tax losses		-	-	-
Correction previous years	0.6%	(22)	-5.2%	(181)
<b>Total tax</b>	<b>25,3%</b>	<b>(963)</b>	<b>19,9%</b>	<b>690</b>

Correction previous years in 2016 includes a correction for share-based compensation which should have been treated as a temporary difference instead of permanent difference. As per December 2016 share-based compensation is not applicable anymore. The tax expense is settled with the available tax carry forward losses. The effective tax, based on the pre-tax results, amounts to 25,4% (2016: 19,9%).

## 6.31 Tangible fixed assets

(x € 1.000)	Com- puter equip- ment	Office & equip- ment	Vehicles	Total
<b>Cost price</b>				
Position at 1 January 2016	507	197	30	734
Additions	64	4	-	68
Disposals	(96)	(9)	(14)	(119)
Currency translation differences	3	1	-	4
<b>Position at 31 December 2016</b>	<b>478</b>	<b>193</b>	<b>16</b>	<b>687</b>
Position at 1 January 2017	478	193	16	687
Additions	5	8	-	13
Disposals	-	-	-	-
Currency translation differences	(11)	(13)	(1)	(25)
<b>Position at 31 December 2017</b>	<b>472</b>	<b>188</b>	<b>15</b>	<b>675</b>
<b>Depreciation and impairment losses</b>				
Position at 1 January 2016	454	173	18	645
Depreciation	42	6	3	51
Disposals	(97)	(9)	(14)	(120)
Currency translation differences	3	1	-	4
<b>Position at 31 December 2016</b>	<b>402</b>	<b>171</b>	<b>7</b>	<b>580</b>
Position at 1 January 2017	402	171	7	580
Depreciation	38	7	3	48
Disposals	-	-	-	-
Currency translation differences	(8)	(18)	-	(26)
<b>Position at 31 December 2017</b>	<b>432</b>	<b>160</b>	<b>10</b>	<b>602</b>
<b>Book value</b>				
Position at 1 January 2016	53	24	12	89
<b>Position at 31 December 2016</b>	<b>76</b>	<b>22</b>	<b>9</b>	<b>107</b>
Position at 1 January 2017	76	22	9	107
<b>Position at 31 December 2017</b>	<b>40</b>	<b>28</b>	<b>5</b>	<b>73</b>

## 6.32 Intangible fixed assets

(x € 1.000)

Database

### Purchase-/investment value

Position at 1 January 2016	24,700
Investments/capitalised development costs	660
<b>Position at 31 December 2016</b>	<b>25,360</b>
Position at 1 January 2017	25,360
Investments/capitalised development costs	408
<b>Position at 31 December 2017</b>	<b>25,768</b>

### Amortization and impairment losses

Position at 1 January 2016	10,869
Amortization	841
<b>Position at 31 December 2016</b>	<b>11,710</b>
Position at 1 January 2017	11,710
Amortization	872
Impairment loss	1,231
<b>Position at 31 December 2017</b>	<b>13,813</b>

### Book value

Position at 1 January 2016	13,831
<b>Position at 31 December 2016</b>	<b>13,650</b>
Position at 1 January 2017	13,650
<b>Position at 31 December 2017</b>	<b>11,955</b>

### Maintained assumptions

Based on indications that the database is subject to impairment, at balance sheet date an impairment test was performed, related to the intangible fixed assets. The determination of the realisable value has been based on the value in use, since the fair value cannot be determined in the absence of an active market for the database. The value in use has been determined on the basis of the present value of the expected future cash flows over a period of five years and a terminal value for the subsequent period.

The most important assumptions on which the cash flow projections are based are:

- for the cash flows after the period of five years a growth rate of nil is used;
- the cash flows have been discounted using a weighted average cost of capital (WACC) of 13,7% (2016: 14.3%);
- for the costs and expenses the plans for the maintenance of the database has been taken into account and also the expected growth in sales and associated costs;
- a part of the expected revenue consists of non-recurring income;
- for a material part of the expected revenue no underlying contracts exist yet, the estimate is based on discussions and outstanding leads with potential customers;
- for calculation the weighted average lifecycle of the database is 15 years;
- the revenue for 2018 is based on the average revenue for the years 2012-2017;
- for the years 2019-2022 the revenue is forecasted with a growth of 10.2% per year, based on the realized growth of the prior years included new sales opportunities;
- the estimated cost of sales are decreased, based on the pattern in the prior years;
- the estimated other costs and the wages and salaries are increased based on a fixed inflation growth.

### Impairment loss

At balance date, an impairment test has been executed. The outcome of this test has resulted in an impairment loss of total €1,231,000. This outcome is the result of lowering AND's forecasted future results generated by AND's current database. These forecasts have been adjusted following the disappointing results in 2017. Part of the impairment test is based on expectations of the future revenues. The revenue is based on the average revenue for the years 2012-2017. For the years 2019-2022 the revenue is forecasted with a growth of 10.2% per year, based on the realized growth for the years 2012-2016. The estimated cost of sales

are decreased, based on the pattern in the prior years. The estimated other costs and the wages and salaries are increased based on a fixed inflation growth.

### Uncertainty in valuation

In note 6.4 it has been explained that in case of possible impairment losses estimates are used. In the impairment analysis future income is estimated by the Management Board and these estimates are subjective. In 2011 an impairment loss was identified and as a consequence the valuation of the database has been adjusted. This downward adjustment needs to be reversed in case the outcome of the impairment test indicates to a higher value. In case the outcome of the impairment analysis is lower, an additional downward adjustment needs to be made. The valuation as per 31 December 2017 is based on the best estimate from Management Board of the future income and discount rate to be used. Considering that for a material part of the projected revenue there are no underlying contracts, there is uncertainty in the financial statements. A sensitivity analysis has been prepared for both the discount rate as well as the deviation from the expected growth in expected cash flow.

### Sensitivity analysis

A sensitivity analysis has been prepared for both the WACC as well as the deviation from the expected growth in the expected cash flow.

Sensitivity analysis WACC (x € 1.000)			
WACC (%)	12,7%	13,7%	14,7%
Impairment	(522)	(1,231)	(1,880)
Sensitivity analysis deviation from expected growth in cash flows (x € 1.000)			
Deviation in the growth from cash flow	-5,0%	0%	5,0%
Impairment	(1.812)	(1,231)	(650)

The table above shows that if the discount rate which is used would be 1% higher, an additional impairment loss of € 649,000 would be present, while if the discount rate which is used would be 1% lower, an amount of € 709,000 of the impairment loss should be reversed. A similar effect is visible when the assumption is made if the forecasted growth in cash flow would be 5% higher or lower. A higher than expected growth in cash flows would lead to retrieval of a portion of the impairment loss.

It is important to add to the sensitivity analysis that every material change in the assumption can lead to an adjustment in the valuation of the database and, as a consequence, which can be both upwards and downwards.

### Research and development

The costs for research and development amounted to € 933,500 (2016: €1,041,500). The costs for development are equal to the capitalised development costs in the database. These amounted to €525,000 in 2017 (2016: €580,000). The costs for research and development related to the hours granted for WBSO amount to € 408,500 (2016: €461,500).

### 6.33 Deferred tax receivables

The balance of the deferred tax receivables arising from temporary differences between the valuation of balance sheet items for tax and commercial purposes respectively as well as the valuation of carried forward tax losses is composed as follows:

(x € 1.000)	2017	2016
Tangible fixed assets	16	22
Intangible fixed assets	517	258
Personnel-related compensation	11	4
Fiscal value of recognised tax losses	829	98
<b>Total</b>	<b>1,373</b>	<b>382</b>

The valued tax losses of the Dutch companies at the end of 2017 amount to €3.3 million (2016: €0.4 million). This amount has been determined on the basis of a planning period in which the profit forecasts based on the most recent budgets are an important factor. The actual outcomes will probably differ from the forecasts since the assumed events will generally not work out as expected. The resultant discrepancies could be of material significance.

The deferred tax receivable related to intangible fixed assets is related to the difference between commercial and fiscal valuation of the database.

A deferred tax receivable has been recognised since there is a difference from 1 January 2007 onwards between the depreciation

of tangible fixed assets for tax and commercial purposes respectively.

The deferred tax receivable in relation to personnel-related remuneration concerned is a temporary difference between the treatment of personnel-related remuneration in India for commercial and tax purposes respectively.

#### Deferred taxes not recognised:

in millions of euros	2017	2016
Tax losses	-	-

#### 6.34 Trade and other receivables

(x € 1.000)	2017	2016
Debtors	107	431
Prepaid expenses	320	53
Royalties yet to be received	37	27
Accruals and other receivables	33	132
<b>Total</b>	<b>497</b>	<b>643</b>

Debtors are presented after deduction of impairment losses. At the end of 2017 debtors included no provision for impairments of trade debtors (2016:-). In 2017, € 261.000 is paid as prepaid income tax which is recorded as a prepaid expense.

#### 6.35 Cash and cash equivalents

(x € 1.000)	2017	2016
Cash at bank and in hand	1,100	741
Deposits	3,014	6,204
<b>Total</b>	<b>4,114</b>	<b>6,945</b>

The cash and cash equivalents are direct disposal for € 1,100, € 1,426 is disposable in one month and € 1,588 is disposable after three months. At the end of 2017 a total of €27,563 in bank guarantees was issued (2016: €27,563).

#### 6.36 Shareholders' equity

(x € 1.000)	Issued and paid-up capital	Share premium reserve	Legal reserve	Unappropriated result	Retained earnings	Total shareholders' equity
<b>Position at 31 December 2015</b>	<b>2,795</b>	<b>36,227</b>	<b>10,387</b>	<b>5,087</b>	<b>(36,385)</b>	<b>18,111</b>
Distribution of result 2015	-	-	-	(4,528)	4,528	-
Dividend payment	-	-	-	(559)	-	(559)
Total realised and unrealised results	-	-	7	2,780	-	2,787
Addition to legal reserve	-	-	(86)	-	86	-
<b>Position at 31 December 2016</b>	<b>2,795</b>	<b>36,227</b>	<b>10,308</b>	<b>2,780</b>	<b>(31,771)</b>	<b>20,339</b>
Distribution of result 2016	-	-	-	(2,221)	2,221	-
Dividend payment	-	-	-	(559)	-	(559)
Total realised and unrealised results	-	-	(55)	(2,846)	-	(2,901)
Addition to legal reserve	-	-	947	-	(947)	-
<b>Position at 31 December 2017</b>	<b>2,795</b>	<b>36,227</b>	<b>11,200</b>	<b>(2,846)</b>	<b>(30,496)</b>	<b>16,880</b>

On 16 May 2017 a dividend of €0.15 per share has been paid to the shareholders.

#### Share capital

Capital issued and fully paid	number	in €
Position at 1 January 2016	3,727,137	2,795,353
<b>Position at 31 December 2016</b>	<b>3,727,137</b>	<b>2,795,353</b>
<b>Position at 31 December 2017</b>	<b>3,727,137</b>	<b>2,795,353</b>

The authorised share capital at 31 December 2017 consisted of 18,500,000 (2016: 18,500,000) shares with a nominal value of €0.75 each.

### Legal reserve

A legal reserve is held for the capitalised development costs for the database. This reserve forms part of the tied capital and can be distributed to a limited extent only.

The translation reserve consists of the exchange differences arising from the translation of the financial statements of foreign participations. The build-up of this reserve commenced on 1 January 2004. Any reserve for translation differences to be formed in the future will form part of the tied capital and can be distributed to a limited extent only.

The development of the legal reserves is as follows:

(x € 1.000)	Reserve capitalized development costs	Reserve translation differences	Total legal reserves
<b>Position at 31 December 2015</b>	<b>10,635</b>	<b>(248)</b>	<b>10,387</b>
Movements in financial year	(86)	7	(79)
<b>Position at 31 December 2016</b>	<b>10,549</b>	<b>(241)</b>	<b>10,308</b>
Movements in financial year	947	(55)	892
<b>Position at 31 December 2017</b>	<b>11,496</b>	<b>(296)</b>	<b>11,200</b>

### Result appropriation

Article 30 of the company's Article of Association lays down that the Management Board may propose adding (or withdrawn) a proportion of the profits for the year to the other reserve subject to approval by the Supervisory Board. The remainder of the results is at the disposal of the shareholders.

The loss for 2017 amounts to a total of €2,846,000 and should be withdrawn from the general reserves.

The proposed result appropriation has not been included in the balance sheet.

### 6.37 Earnings per share

The ordinary earnings per share have been calculated by dividing the net profit attributable to the holders of ordinary shares in the parent company by the weighted average number of ordinary shares issued during the year.

The diluted earnings per share have been calculated by dividing the net profit attributable to the holders of ordinary shares in the parent company by the sum of the weighted average number of ordinary shares issued during the year and the weighted average number of ordinary shares that would have been issued upon the conversion into ordinary shares of all potential ordinary shares that could lead to dilution.

The earnings per share were calculated as follows:

in euros	2017	2016
Average weighted number of issued shares	3,727,137	3,727,137
Dilution effect of options	-	-
Dilution effect of warrants	-	-
<b>Average weighter number of issued shares after dilution</b>	<b>3,727,137</b>	<b>3,727,137</b>
Result for financial year	(2,846,000)	2,780,000
<b>Basic profit / (loss) per share</b>	<b>€ (0,76)</b>	<b>€ 0,75</b>
<b>Diluted profit / (loss) per share</b>	<b>€ (0,76)</b>	<b>€ 0,75</b>

### 6.38 Other long term liabilities

(x € 1.000)	2017	2016
Position at 1 January	249	279
Loan lawsuit settlement	(35)	(30)
<b>Position at 31 December</b>	<b>214</b>	<b>249</b>

For the settlement with the counterparty in 2011, a payment scheme was arranged. The remaining outstanding amount at the end of 2017 was €303,000. Of this, in 2016 an amount of € 100,000 has been included in trade and other payables. The agreed annual

instalment in respect of interest and repayments is €50,000. The annual amount due in respect of interest and repayments as at year-end 2015 and 2016 has not been paid because an attachment order has been served by a third party on the outstanding receivable from the counterparty. In 2017 the attachment order is solved and the outstanding amounts for 2015 and 2016 have been paid. The portion of the outstanding amount is liable to interest at a rate of 2.5%. The outstanding amount has been recognised at amortised cost, with the outgoing cash flows discounted at a rate of 6.0%.

### 6.39 Trade and other liabilities

(x € 1.000)	2017	2016
Creditors	194	206
Taxes and social security premiums	27	42
Sales invoices in advance	358	410
Other debts	327	469
<b>Total</b>	<b>906</b>	<b>1,127</b>

### 6.40 Financial instruments and risk control

The use of financial instruments arises from the group's operating activities. The group's financial instruments comprise cash, debtors and other receivables, creditors and other liabilities. AND's present policy in the case of material amounts in foreign currencies is to make use of derivatives where desirable in order to hedge potential risks in relation to these financial instruments.

#### Credit risk

Credit risk is the risk of a financial loss for the Group if a customer or counterparty of a financial instrument fails to comply with the contractual obligation that has been entered into. Credit risks arise primarily from claims on debtors.

The Group has a debtor portfolio of creditworthy parties spread over various regions. The majority of the sales concern solid, creditworthy parties. Where necessary, customers are subjected to a credit appraisal. In relation to the realised sales, write-downs on debtors have been minimal over the past few years.

The book value of the financial assets represents the maximum risk and amounted at balance sheet date to:

(x € 1.000)	2017	2016
Trade and other receivables	497	643
Cash and cash equivalents	4,114	6,945
<b>Total</b>	<b>4,611</b>	<b>7,588</b>

The cash and cash equivalents are based on Standard & Poor's, Moody's and Fitch ratings:

ABN AMRO: A, A1 and A+

Deutsche Bank: A-, A- and A3

The age structure of trade receivables as at the balance sheet date is as follows:

(x € 1.000)	2017		2016	
	gross	provision	gross	provision
Not overdue	81	-	354	-
1 to 60 days overdue	-	-	32	-
60 - 180 days overdue	26	-	45	-
More than one year overdue	-	-	-	-
<b>Total</b>	<b>107</b>	<b>-</b>	<b>431</b>	<b>-</b>

From the internal review of the credit quality of individual trade receivables which are not overdue no material risks have arisen. The credit quality is judged based on payment history or credit reports.

As per the balance sheet date important concentration of credit risks related to trade receivables is not applicable.

#### Liquidity risk

The liquidity risk is the risk that the Group will be unable to discharge its financial obligations at the required time. The Group had a total balance of cash and cash equivalents of €4,114,000 as of the end of the year. The availability over this cash and cash equivalents is sufficient to fulfill current obligations. Excess cash and cash equivalents are placed on deposits to generate interest revenue. Past experience indicates that the Group has always been able to obtain sufficient (additional) financing for its activities.

The contractual due dates and cash flows (including owed interest) for the financial commitments are as follows:

(x € 1.000) 31 December 2017	book value	contractual cash flows	< 6 months	6 -12 months	> 1 year
Creditors	194	194	194	-	-
Taxes and social security premiums	27	27	27	-	-
Other long-term debts	214	254	-	50	204
Other debts	317	317	317	-	-
<b>Total</b>	<b>752</b>	<b>792</b>	<b>538</b>	<b>50</b>	<b>204</b>

31 December 2016	book value	contractual cash flows	< 6 months	6 -12 months	> 1 year
Creditors	206	206	206	-	-
Taxes and social security premiums	42	42	42	-	-
Other long-term debts	249	305	-	50	254
Other debts	469	469	469	-	-
<b>Total</b>	<b>966</b>	<b>1,022</b>	<b>717</b>	<b>50</b>	<b>254</b>

### Currency risk

The currency risk incurred by the Group arises from the purchases and sales denominated in a currency other than the functional currency of the Group. Company policy is aimed at concluding sales contracts in euros wherever possible. A certain part of the sales in 2017 is however realised from contracts in foreign currency. Apart from the currency risk from sales contracts in foreign currency the company is exposed to a currency risk on the activities in India, since the reporting currency is the Indian rupee.

The most important exchange rates during the financial year are as follows:

	average exchangerate		closing rate	
	2017	2016	2017	2016
EUR	1.00	1.00	1.00	1.00
USD	0.83	0.90	0.89	0.95
GBP	1.14	1.23	1.13	1.17
INR	0.014	0.013	0.013	0.014

As of the balance sheet date the Group has the following outstanding amounts in foreign currency:

(x € 1.000)	USD		INR	
	2017	2016	2017	2016
Trade and other receivables	17	407	713	688
Trade and other debts	(18)	(5)	(76)	(63)
Cash and cash equivalents	283	113	170	2
<b>Totaal</b>	<b>282</b>	<b>515</b>	<b>140</b>	<b>(627)</b>

### Sensitivity analysis

An appreciation/depreciation of the Euro in relation to the Dollar and the Indian Rupee related to the outstanding amounts in foreign currency (see table above) has the following impact on the results:

(x € 1.000)	USD		INR	
	2017	2016	2017	2016
Impact result appreciation € with 5%	-	(20)	(2)	31
Impact result depreciation € with 5%	-	20	(2)	(31)



## Interest risk

The Group does not have any interest-bearing loans and the interest risk is therefore limited to fluctuations in the interest rates on deposits and other bank balances. Surplus cash is invested in short-term deposits at a variable rate of interest.

## Capital management

The capital management of the Group is aimed at sustaining the capital structure that allows the Group to achieve its strategic goals and operational needs and contributes to future development of the activities of the Group.

The Group manages its capital structure and adjusts this when deemed necessary after changes in the economic conditions. To maintain or adjust the capital structure, the Group can issue new shares, pay back capital to shareholders or adjust the dividend policy. In the case of AND, the shareholders' equity qualifies as share capital according to the IFRS definition. For the dividend policy, reference is made to the section containing information on AND shares on page 7.

### 6.41 Rental and operating lease agreements

The amounts owed under rental and operating lease agreements fall due as follows:

(x € 1.000)	2017	2016
< 1 year	152	179
1 - 5 year	116	233
> 5 year	-	-
<b>Total</b>	<b>268</b>	<b>412</b>

The Group rents buildings and vehicles under operating leases. A charge of €208,000 was recognised in the profit and loss account for the financial year 2017 in respect of operating leases (2016: €202,000).

### 6.42 Related parties

The parties affiliated to the group, of which AND International Publishers N.V. is the parent company, may be divided into: group companies, members of the Supervisory Board and members of the Management Board. A list of the group companies may be found in section 7 of the notes. In the normal course of business AND Products BV receives services from AND Data India Pvt. Ltd. Such transactions take place at normal market conditions and the total amount for these services in 2017 amounted to € 803,000 (2016: € 768,000). Transactions among group companies are eliminated in the consolidation. For the remuneration paid to the members of the Management Board and the Supervisory Board reference is made to in sections 6.28 and 6.29 of the notes.

The total remuneration for key management (including the Management Board and the Supervisory Board) in 2017 amounted to €423,000 (2016: €775,000). Of this, €409,000 (2016: €485,000) relates to short-term employee benefits and €14,000 (2016: €289,000) to long-term employee benefits.

### 6.43 Subsequent events

There are no post-balance sheet events.

## 7. AND International Publishers NV subsidiaries

The following entities have been fully included in the consolidation.

Entity	Location, country	Interest
AND Products B.V.	Rotterdam, The Netherlands	100%
AND Data India Pvt. Ltd.	Pune, India	100%
AND North America LLC	Washington DC, US	100%
AND International Publishers Plc (dormant)	Oxford, Great Britain	100%
AND Holding B.V. (dormant)	Rotterdam, The Netherlands	100%
AND Publishers B.V. (dormant)	Rotterdam, The Netherlands	100%

## 8. Company statement of financial position

As of 31 December (before profit appropriation)

(x € 1.000)	Note	2017	2016
<b>Fixed assets</b>			
Non-current assets	10.3	20,827	23,950
Deferred tax assets	10.4	829	98
<b>Total non-current assets</b>		<b>21,656</b>	<b>24,048</b>
Trade and other receivables	10.5	282	12
Cash and cash equivalents		3	3
<b>Total current assets</b>		<b>285</b>	<b>15</b>
<b>Total assets</b>		<b>21,941</b>	<b>24,063</b>
<b>Shareholders' equity</b>			
Issued and paid-up capital		2,795	2,795
Share premium reserve		36,227	36,227
Legal reserve		11,496	10,549
Exchange difference reserve		(296)	(241)
Unappropriated result		(2,846)	2,780
Retained earnings		(30,496)	(31,771)
<b>Total shareholders' equity</b>	<b>10.6</b>	<b>16,880</b>	<b>20,339</b>
Trade and other liabilities	10.7	5,061	3,724
<b>Total current liabilities</b>		<b>5,061</b>	<b>3,724</b>
<b>Total liabilities</b>		<b>5,061</b>	<b>3,724</b>
<b>Total shareholders' equity and liabilities</b>		<b>21,941</b>	<b>24,063</b>

## 9. Company statement of profit or loss

(x € 1.000)	Note	2017	2016
Personnel expenses		(285)	(429)
Other operating expenses		(223)	(224)
<b>Other operating result</b>		<b>(508)</b>	<b>(653)</b>
Financial income		-	3
<b>Result before tax</b>		<b>(508)</b>	<b>(650)</b>
Result from participations after tax	10.3	(3.068)	4,052
Taxation		730	(622)
<b>Net profit</b>		<b>(2,846)</b>	<b>2,780</b>

## 10. Notes to the company financial statements

### 10.1 General

The company financial statements form part of the financial statements 2017 of AND International Publishers N.V.

### 10.2 Principles for the valuation of assets and liabilities and the determination of the result

In order to determine the accounting policies for its company financial statements, AND International Publishers N.V. makes use of the option offered in Article 2:362 (8) of the Netherlands Civil Code. This means that the principles for the valuation of assets and liabilities and the determination of the result of the company financial statements of AND International Publisher N.V. are equal to those of the consolidated financial statements. Under these principles, participations over which significant influence is exerted are valued according to the net asset value method. A description of those principles may be found in the notes to the consolidated financial statements.

### 10.3 Financial fixed assets

Participating interests are valued at net asset value according to the accounting policies of the parent company's financial statements where significant influence is exercised over the financial and commercial policy.

(x € 1.000)	2017	2016
Participating interests in group companies		
Position at 1 January	23,950	19,891
Share in result after-tax	(3,068)	4,052
Currency differences	(55)	7
<b>Position at 31 December</b>	<b>20,827</b>	<b>23,950</b>

AND International Publishers N.V. is at the head of the Group and has capital interests that are explained in part 7 on page 42 of the financial statements.

### 10.4 Deferred tax receivables

Notes on the deferred tax receivables may be found in section 6.34 of the notes to the consolidated financial statements.

AND International Publishers N.V. forms a fiscal entity for corporation tax purposes with all the Dutch companies and AND publishers Plc. As a result of this, deferred tax can be realized. This position is only relates only compensable losses.

### 10.5 Trade and other receivables

(x € 1.000)	2017	2016
Prepaid expenses	282	12
<b>Total</b>	<b>282</b>	<b>12</b>

### 10.6 Shareholders' equity

Notes on the shareholders' equity may be found in section 6.37 of the notes to the consolidated financial statements.

### 10.7 Trade and other liabilities

(x € 1.000)	2017	2016
Creditors	41	15
Group companies	4,956	3,653
Other liabilities	64	56
<b>Total</b>	<b>5,061</b>	<b>3,724</b>

## 10.8 Personnel

During the reporting year, the company employed no members of staff (2016: 0). At the time of signing the financial statements, the company had one director and four supervisory boardmembers.

## 10.9 Fiscal entity

AND International Publishers N.V. forms a fiscal entity for corporation tax purposes with all the Dutch companies and AND publishers Plc. In accordance with the standard conditions for a fiscal unity, the participating companies are jointly and severally liable for the payment of taxes. In addition AND International Publishers N.V. forms a fiscal entity with AND Products B.V. for VAT purposes. These two companies are also jointly and severally liable for the payment of any taxes in respect of VAT.

## 10.10 Remuneration of the Management Board and Supervisory Board

Notes on the remuneration including option rights of the Management Board and Supervisory Board may be found in sections 6.27 and 6.28 of the notes.

## 10.11 Auditor's fees

The fees for Mazars are as follows:

2017 in euros	Mazars accountants	Mazars other
Audit	57,500	-
Audit Mazars Pune (India)	10,200	-
<b>Total</b>	<b>67,700</b>	<b>-</b>

2016 in euros	Mazars accountants	Mazars other
Audit	52,500	-
Audit Mazars Pune (India)	10,200	-
<b>Total</b>	<b>62,700</b>	<b>-</b>

## 10.12 Post-balance sheet events

For post-balance sheet events please refer to section 6.43 of the financial statements.

Rotterdam, 22 March 2017

Management Board

Supervisory Board

H.F. van der Linde

C.S.M. Molenaar  
M.S. Douma  
S.P. Fernback  
B.J. Glick

## 11. Other information

### 11.1 Independent auditor's report

*To the shareholders and Supervisory Board of AND International Publishers N.V.*

#### REPORT ON THE AUDIT OF THE FINANCIAL STATEMENTS 2017 INCLUDED IN THE ANNUAL REPORT

##### OUR OPINION

We have audited the financial statements 2017 of AND International Publishers N.V., based in Rotterdam. The financial statements include the consolidated financial statements and the company financial statements.

In our opinion:

- the accompanying consolidated financial statements give a true and fair view of the financial position of AND International Publishers N.V. as at 31 December 2017, and of its result and its cash flows for 2017 in accordance with International Financial Reporting Standards as adopted by the European Union (EU-IFRS) and with Part 9 of Book 2 of the Dutch Civil Code;
- the accompanying company financial statements give a true and fair view of the financial position of AND International Publishers N.V. as at 31 December 2017, and of its result for 2017 in accordance with Part 9 of Book 2 of the Dutch Civil Code.

The consolidated financial statements comprise:

1. the consolidated statement of financial position as at 31 December 2017;
2. the following statements for 2017: the consolidated statement of profit or loss, the consolidated statements of comprehensive income, changes in shareholders' equity and cash flows; and
3. the notes comprising a summary of the significant accounting policies and other explanatory information.

The company financial statements comprise:

1. the company statement of financial position as at 31 December 2017;
2. the company statement of profit or loss account for 2017; and
3. the notes comprising a summary of the accounting policies and other explanatory information.

##### THE BASIS FOR OUR OPINION

We conducted our audit in accordance with Dutch law, including the Dutch Standards on Auditing. Our responsibilities under those standards are further described in the 'Our responsibilities for the audit of the financial statements' section of our report.

We are independent of AND International Publishers N.V. in accordance with the EU Regulation on specific requirements regarding statutory audit of public-interest entities, the Wet toezicht accountantsorganisaties (Wta, Audit firms supervision act), the Verordening inzake de onafhankelijkheid van accountants bij assurance-opdrachten (ViO, Code of Ethics for Professional Accountants, a regulation with respect to independence) and other relevant independence regulations in the Netherlands. Furthermore we have complied with the Verordening gedrags- en beroepsregels accountants (VGBA, Dutch Code of Ethics).

We believe the audit evidence we have obtained is sufficient and appropriate to provide a basis for our opinion.

##### MATERIALITY

Based on our professional judgement we determined the materiality for the financial statements as a whole at EUR 270,000. The materiality is based on 1.5% of the assets. We have also taken into account misstatements and/or possible misstatements that in our opinion are material for the users of the financial statements for qualitative reasons.

We agreed with the supervisory board that misstatements in excess of EUR 8,000, which are identified during the audit, would be reported to them, as well as smaller misstatements that in our view must be reported on qualitative grounds.

##### SCOPE OF THE GROUP AUDIT

AND International Publishers N.V. is at the head of a group of entities. The financial information of this group is included in the consolidated financial statements of AND International Publishers N.V.

Considering our ultimate responsibility for our opinion, we are responsible for the direction, supervision and performance of the group audit. In this context we have determined the nature and extent of the audit procedures for components of the group. Determining factors are the significance and/or the risk-profile of the group entities or activities. For all consolidated companies we performed audit procedures varying from full scope audits to desk top reviews.

The audit of AND Data India Pvt. Ltd. has been performed by our colleagues of Mazars Pune (India). For the purposes of this audit we have sent extensive group instructions and had several exchanges on the results of this audit. In 2017 we also performed a site visit.

By performing the procedures mentioned above at group entities, together with additional procedures at group level, we have been able to obtain sufficient and appropriate audit evidence about the group's financial information to provide an opinion about the consolidated financial statements.

### **OUR KEY AUDIT MATTERS**

Key audit matters are those matters that, in our professional judgement, were of most significance in our audit of the financial statements. We have communicated the key audit matters to the supervisory board. The key audit matters are not a comprehensive reflection of all matters discussed.

These matters were addressed in the context of our audit of the financial statements as a whole and in forming our opinion thereon, and we do not provide a separate opinion on these matters.

### **VALUATION OF INTANGIBLE FIXED ASSETS (THE DATABASE)**

The database has been valued at EUR 11.96 million as per 31 December 2017. Valuation of this balance is important for our audit because this valuation highly depends on management judgement and therefore contains an inherent uncertainty in the valuation. Management judgement is affected by expected future market and economic conditions. Management performed an analysis to examine whether the valuation of this balance is appropriate.

Based on the current forecast for the upcoming years, which is further disclosed above, management has decided to make an adjustment on the valuation for EUR -1.231 million. We have examined the assumptions used in the calculation of the database value based on appropriateness. For the audit we used a valuation-expert to evaluate the acceptability of the assumptions and the method of calculation applied by the company.

We refer to note 6.32 in the financial statements, in which the uncertainty is explained in relation to the database.

### **REPORT ON THE OTHER INFORMATION INCLUDED IN THE ANNUAL REPORT**

In addition to the financial statements and our auditor's report thereon, the annual report contains other information that consists of:

- the management board's report;
- the supervisory board's report;
- other information as required by Part 9 of Book 2 of the Dutch Civil Code.

Based on the following procedures performed, we conclude that the other information:

- is consistent with the financial statements and does not contain material misstatements;
- contains the information as required by Part 9 of Book 2 of the Dutch Civil Code.

We have read the other information. Based on our knowledge and understanding obtained through our audit of the financial statements or otherwise, we have considered whether the other information contains material misstatements.

By performing these procedures, we comply with the requirements of Part 9 of Book 2 of the Dutch Civil Code and the Dutch Standard 720. The scope of the procedures performed is substantially less than the scope of those performed in our audit of the financial statements.

Management is responsible for the preparation of the other information, including the management board's report in accordance with Part 9 of Book 2 of the Dutch Civil Code and other information as required by Part 9 of Book 2 of the Dutch Civil Code.

### **REPORT ON OTHER LEGAL AND REGULATORY REQUIREMENTS**

#### **ENGAGEMENT**

We were engaged by the General Meeting (of Shareholders) as auditor of AND International Publishers N.V., as of the audit for the year 2008 and have operated as statutory auditor ever since that date. As a consequence we will resign end of this year.

#### **NO PROHIBITED NON-AUDIT SERVICES**

We have not provided prohibited non-audit services as referred to in Article 5(1) of the EU Regulation on specific requirements regarding statutory audit of public-interest entities.



## DESCRIPTION OF RESPONSIBILITIES REGARDING THE FINANCIAL STATEMENTS

### **RESPONSIBILITIES OF THE MANAGEMENT BOARD AND THE SUPERVISORY BOARD FOR THE FINANCIAL STATEMENTS**

The Management Board is responsible for the preparation and fair presentation of the financial statements in accordance with EU-IFRS and Part 9 of Book 2 of the Dutch Civil Code. Furthermore, the Management Board is responsible for such internal control as management determines is necessary to enable the preparation of the financial statements that are free from material misstatement, whether due to fraud or error.

As part of the preparation of the financial statements, the Management Board is responsible for assessing the company's ability to continue as a going concern. Based on the financial reporting frameworks mentioned, management should prepare the financial statements using the going concern basis of accounting unless management either intends to liquidate the company or to cease operations, or has no realistic alternative but to do so.

The Management Board should disclose events and circumstances that may cast significant doubt on the company's ability to continue as a going concern in the financial statements.

The Supervisory Board is responsible for overseeing the company's financial reporting process.

### **OUR RESPONSIBILITIES FOR THE AUDIT OF THE FINANCIAL STATEMENTS**

Our objective is to plan and perform the audit assignment in a manner that allows us to obtain sufficient and appropriate audit evidence for our opinion.

Our audit has been performed with a high, but not absolute, level of assurance, which means we may not detect all material errors and fraud during our audit.

Misstatements can arise from fraud or error and are considered material if, individually or in the aggregate, they could reasonably be expected to influence the economic decisions of users taken on the basis of these financial statements. The materiality affects the nature, timing and extent of our audit procedures and the evaluation of the effect of identified misstatements on our opinion.

We have exercised professional judgement and have maintained professional skepticism throughout the audit, in accordance with Dutch Standards on Auditing, ethical requirements and independence requirements. Our audit included e.g.:

- identifying and assessing the risks of material misstatement of the financial statements, whether due to fraud or error, designing and performing audit procedures responsive to those risks, and obtaining audit evidence that is sufficient and appropriate to provide a basis for our opinion. The risk of not detecting a material misstatement resulting from fraud is higher than for one resulting from error, as fraud may involve collusion, forgery, intentional omissions, misrepresentations, or the override of internal control;
- obtaining an understanding of internal control relevant to the audit in order to design audit procedures that are appropriate in the circumstances, but not for the purpose of expressing an opinion on the effectiveness of the company's internal control;
- evaluating the appropriateness of accounting policies used and the reasonableness of accounting estimates and related disclosures made by management;
- concluding on the appropriateness of management's use of the going concern basis of accounting, and based on the audit evidence obtained, whether a material uncertainty exists related to events or conditions that may cast significant doubt on the company's ability to continue as a going concern. If we conclude that a material uncertainty exists, we are required to draw attention in our auditor's report to the related disclosures in the financial statements or, if such disclosures are inadequate, to modify our opinion. Our conclusions are based on the audit evidence obtained up to the date of our auditor's report. However, future events or conditions may cause a company to cease to continue as a going concern;
- evaluating the overall presentation, structure and content of the financial statements, including the disclosures; and
- evaluating whether the financial statements represent the underlying transactions and events in a manner that achieves fair presentation.

Because we are ultimately responsible for the opinion, we are also responsible for directing, supervising and performing the group audit. In this respect we have determined the nature and extent of the audit procedures to be carried out for group entities. Decisive were the size and/or the risk profile of the group entities or operations. On this basis, we selected group entities for which an audit or review had to be carried out on the complete set of financial information or specific items.

We communicate with the Supervisory Board regarding, among other matters, the planned scope and timing of the audit and significant audit findings, including any significant findings in internal control that we identify during our audit. In this respect we also submit an additional report to the audit committee in accordance with Article 11 of the EU Regulation on specific requirements regarding statutory audit of public-interest entities. The information included in this additional report is consistent with our audit opinion in this auditor's report.

We provide the Supervisory Board with a statement that we have complied with relevant ethical requirements regarding independence, and to communicate with them all relationships and other matters that may reasonably be thought to bear on our independence, and where applicable, related safeguards.

From the matters communicated with the supervisory board, we determine the key audit matters: those matters that were of most significance in the audit of the financial statements. We describe these matters in our auditor's report unless law or regulation precludes public disclosure about the matter or when, in extremely rare circumstances, not communicating the matter is in the public interest.

Rotterdam, 22 March 2018

MAZARS PAARDEKOOPEL HOFFMAN ACCOUNTANTS N.V.

O. Opzitter RA

---

*end audit - declaration*



## Addresses

AND International Publishers N.V.  
Rivium Quadrant 75  
2909 LC Capelle aan den IJssel  
Netherlands

Phone number: 0031 (0) 10 885 1200  
Fax number: 0031 (0) 10 885 1230  
Email:  
[info@and.com](mailto:info@and.com)

AND Products B.V.  
Rivium Quadrant 75  
2909 LC Capelle aan den IJssel  
Netherlands

AND Data India Pvt. Ltd.  
Panama House SR NO 204-206  
Off Nagar Road  
Viman Nagar  
Pune 411014  
India

